

# OREGON STATE™

#GOBEAVS

FOOTBALL

OFFICIAL GAME NOTES

## SCHEDULE & RESULTS

FRIDAY, SEPTEMBER 4 W, 26-7  
**WEBER STATE**  
RESER STADIUM, CORVALLIS PAC-12 NETWORKS

SATURDAY, SEPTEMBER 12 L, 35-7  
**AT MICHIGAN**  
MICHIGAN STADIUM, ANN ARBOR ABC

SATURDAY, SEPTEMBER 19 W, 35-21  
**SAN JOSE STATE**  
RESER STADIUM, CORVALLIS PAC-12 NETWORKS

FRIDAY, SEPTEMBER 25 L, 42-24  
**#21/24 STANFORD**  
RESER STADIUM, CORVALLIS FOX SPORTS 1

SATURDAY, OCTOBER 10 L, 44-7  
**AT ARIZONA**  
ARIZONA STADIUM, TUCSON FOX SPORTS 1

SATURDAY, OCTOBER 17 L, 52-31  
**AT WASHINGTON STATE**  
MARTIN STADIUM, PULLMAN PAC-12 NETWORKS

SATURDAY, OCTOBER 24 7:37 P.M.  
**COLORADO**  
RESER STADIUM, CORVALLIS PAC-12 NETWORKS

SATURDAY, OCTOBER 31 4 P.M. PT  
**AT UTAH**  
RICE-ECCLES STADIUM, SALT LAKE CITY PAC-12 NETWORKS

SATURDAY, NOVEMBER 7 TBA  
**UCLA**  
RESER STADIUM, CORVALLIS TBA

SATURDAY, NOVEMBER 14 TBA  
**AT CALIFORNIA**  
MEMORIAL STADIUM, BERKELEY TBA

SATURDAY, NOVEMBER 21 TBA  
**WASHINGTON**  
RESER STADIUM, CORVALLIS TBA

SATURDAY, NOVEMBER 27 TBA  
**AT OREGON**  
AUTZEN STADIUM, EUGENE FOX OR FOX SPORTS 1

## MEDIA RELATIONS CONTACT INFO

**STEVE FENK**, Assoc. Athletic Director / Communications  
office ..... (541) 737-7470 cell.....(541) 230-0627  
email ..... steve.fenk@oregonstate.edu

**JASON AMBERG**, Assistant Communications Director  
office ..... (541) 737-7469 cell.....(541) 230-0706  
email ..... jason.amberg@oregonstate.edu

## GAME 7 • 7:37 P.M. • OCT. 24, 2015



### OREGON STATE BEAVERS

(2-4, 0-3 Pac-12)

VS

### COLORADO BUFFALOES

(3-4, 0-3 Pac-12)

**TELEVISION** ..... Pac-12 Networks (check local cable provider)\*

Kevin Calabro, play-by-play  
Yogi Roth, analyst  
Lewis Johnson, sideline

**RADIO** ..... Beaver Sports Network (see page 3 for station list)

Mike Parker, play-by-play  
Jim Wilson, analyst  
Ron Callan, sideline  
Steve Preece, pre-game

**SATELLITE RADIO** ..... Sirius Channel 132 & XM Channel 198

**LIVE AUDIO** ..... osubeavers.com

**LIVE STATS** ..... osubeavers.com

**TWITTER** ..... @OSUBeaversFB & @BeaverAthletics

**RANKINGS** ..... **OSU:** AP - NA / USA Today - NA; **CU:** AP - NA / USA Today - NA

**SERIES HISTORY** ..... Oregon State leads the series 5-2

**UNIFIED FOR UCC:** For the rest of the season, the Beavers will wear a black UCC ribbon on their helmets to honor the fallen from the tragic events of Oct. 1 at Umpqua Community College in Roseburg, Ore. (115 miles south of Corvallis).

**BREAST CANCER AWARENESS:** The Beavers will also wear a pink ribbon on their helmets as well as pink wristbands, towels and training tape to help raise awareness for the fight against breast cancer.



### THE SERIES/GAME FACTS

- Eighth game in the series that dates back to 1931.
- OSU leads series 5-2, including two straight victories.
- Colorado made its first trip ever to Corvallis, Sept. 28, 2013 – OSU won that game 44-17.
- Sean Mannion passed for 278 yards and Terron Ward added 102 yards rushing with two TDs in last season's 36-31 OSU victory at Boulder.
- Gary Andersen has never faced Colorado while serving as a head coach, assistant coach or player.
- OSU quarterbacks coach **Kevin McGiven** was on the same Montana State staff with Colorado special teams coach Tony Neinas – the Bobcats shared the Big Sky Conference title during that 2012 season.
- Beavers' wide receiver coach **Brent Brennan** was a player at UCLA when CU assistant coach Gary Bernardi was on the Bruins' staff.
- The last time OSU had a running back record 100-yards receiving was Terron Ward (103) against Colorado in 2013.

**DON'T MISS STUDY HALL:** Colorado head coach Mike MacIntyre graduated from Georgia Tech in 1989 with a bachelor's degree in business management. His tutor was current Oregon State Director of Athletics **Todd Stansbury**, a 1984 graduate of the Atlanta school in industrial management.

collegepressbox.com  
SINCE 2005 EVERYTHING BUT THE PRE-GAME MEAL

collegepressbox.com is the official media website for Pac-12 football. Access and download weekly game notes, quotes, statistics, media guides, headshots, logos and more for the conference and each of its member schools. Login information will be distributed to accredited media or you can apply for a password by sending an e-mail to password@collegepressbox.com.

PLAYERS MAKE PLAYS PLAYERS WIN GAMES

WWW.OSUBEAVERS.COM @OSUBEAVERSFB FACEBOOK.COM/OREGONSTATEFOOTBALL



## 2015 QUICK FACTS

### GENERAL INFORMATION

**LOCATION:**.....Corvallis, Oregon  
**FOUNDED:**.....1868  
**ENROLLMENT:**.....30,058  
**PRESIDENT:**.....Dr. Edward Ray  
**INTERIM FACULTY REPRESENTATIVE:**...Dr. Karen Hooker  
**VICE PRESIDENT/DIR. OF ATHLETICS:**...Todd Stansbury  
**ATHLETIC DEPT PHONE:**.....541-737-7373  
**GAME OPERATIONS DIRECTOR:**.....Jake Gibson  
**DIR. OF TICKET OPERATIONS:**.....Jeff Keisler  
**CONFERENCE:**.....Pac-12 Conference  
**NICKNAME:**.....Beavers  
**MASCOT:**.....Benny Beaver  
**COLORS:**.....Orange and Black  
**FIRST YEAR OF FOOTBALL:**.....1893  
**ALL-TIME RECORD:**.....530-568-50 (.483)  
**ALL-TIME BOWL RECORD:**.....11-6 (.647)

### STADIUM INFORMATION

**STADIUM:**.....Reser Stadium (renamed in 1999)  
**OPENED:**.....1953 (then Parker Stadium)  
**RENOVATED:**.....2005  
**CAPACITY:**.....45,674  
**PLAYING SURFACE:**.....FieldTurf  
**ALL-TIME RECORD:**.....149-138-4 (.519)

### COACHING STAFF

**HEAD COACH:**.....Gary Andersen (Utah, '86)  
**RECORD AT OREGON STATE:**.....2-4, .333 (1st season)  
**CAREER RECORD:**.....51-42, .548 (7 seasons)

#### ASSISTANT COACHES

Kalani Sitake (BYU, '00) .... Asst. Head Coach/Def. Coord.  
 Dave Baldwin (Cal State Northridge, '78) .... Off. Coord.  
 Brent Brennan (UCLA, '96) ..... WR  
 Chad Kauha'aha'a (Utah, '97) ..... DL  
 Telly Lockette (Idaho State, '98) ..... RB  
 Kevin McGiven (Utah Valley, '01) ..... QB  
 Derrick Odum (Utah, '93) ..... DB  
 Ilaisa Tuiaki (Southern Utah, '06) .... LB / Special Teams  
 T.J. Woods (Azusa Pacific, '02) ..... OL  
 Keegan Andersen (Utah State, '13) ..... GA / Offense  
 Andrew Seumalo (Oregon State, '12) ..... GA / Defense  
 Brian Wozniak (Wisconsin, '13) ..... GA / Offense  
 Kamaron Yancy (Utah, '11) ..... GA / Defense

### TEAM INFORMATION

**2014 RECORD:**.....5-7, 2-7 (t-5th Pac-12 North; t-10th)  
**2014 BOWL:**.....N/A  
**2014 FINAL RANKINGS:**.....N/A  
**LETTERMEN RETURNING:**.....40  
 (19 offense, 20 defense, 1 specialists)  
**LETTERMEN LOST:**.....31  
 (13 offense, 15 defense, 3 specialists)  
**STARTERS RETURNING:**.....12  
 (9 offense, 2 defense, 1 specialists)  
**OFFENSIVE STARTERS RETURNING:** Villamin (WR), Bolden (WR),  
 Harlow (LT), Lauina (LG), J. Mitchell (C), Andrews (RG), Stanton  
 (RT), Smith (TE), Woods (RB)  
**DEFENSIVE STARTERS RETURNING:** James (DE), Scott (CB)  
**SPECIAL TEAMS STARTERS RETURNING:** Owens (PK)  
**STARTERS LOST:**.....13  
 (2 offense, 9 defense, 2 specialists)  
**OFFENSIVE STARTERS LOST:** Hamlett (TE), Mannion (QB),  
**DEFENSIVE STARTERS LOST:** Wynn (DE), Delva (DT), Hautau (DT),  
 Doctor (LB), J. Johnson (LB), Alexander (LB), Nelson (CB),  
 Murphy (SS), Zimmerman (FS)  
**SPECIAL TEAMS STARTERS LOST:** Morovick (LS), Kostol (P)

**IT'S BEEN A WHILE:** A Friday night game, a bye week and two away games equals 29 days between home contests. The last time the Beavers went as long of a stretch was in 1998 when 35 days passed between home games. During the '98 season, OSU played four straight games on the road.

**THE DRIVE:** The Oregon State and Utah football programs will be featured in the Pac-12 Networks' *The Drive: Pac-12 Football* this fall. Episodes are scheduled for initial air dates as Oct. 21, Oct. 28, Nov. 4, Nov. 11, Nov. 18, Nov. 25 and Dec. 2.

**BEST COACH:** According to a recent ESPN.com survey, 99 college football players were asked who (other than their own coach) is the best coach in the country? **Gary Andersen** tied for third behind the likes of Nick Saban and Urban Meyer.

**3-4:** During the spring practice session, head coach **Gary Andersen**, assistant head coach/defensive coordinator **Kalani Sitake** and staff made the decision to shift to a primary defensive alignment with three down linemen and four linebackers. It marks the first time the Beavers have lined up in a primary 3-4 since the Jerry Pettibone era when Bronco Mendenhall, current BYU head coach, directed the defense in 1996.

**NO FREE PASSES:** Opponents have had to earn their own first downs this season, for the most part The Beavers have allowed just eight first downs via the penalty through six games. Last year, OSU was among the worst in the conference for that dubious stat providing opponents with 31 free passes.

**WIN THE TURNOVER BATTLE, WIN THE GAME:** Over the last 143 games, Oregon State is 51-14 when committing fewer turnovers than its opponent, 11-37 when committing more and 16-14 when even.

**THAT'S ODD:** OSU has accumulated more first downs rushing than passing, which to some extent is to be expected with the new offensive scheme. The Beavers have 57 first downs via the rush compared to 47 via the pass. Last year for the season OSU had 78 rushing first downs compared to 138 via the air. The last time Oregon State finished a season with more first downs on the ground than through the air was in 2000 when the Beavers rushed for 119 first downs and passed for 116.

**2x1:** Recently senior tailback **Storm Barrs-Woods** became the second player in Oregon State history to achieve 2,000 yards rushing and 1,000 yards receiving during his career. Barrs-Woods has rushed for 2,534 career yards, sixth in OSU history, and 1,079 receiving yards. He joins Jacquizz Rodgers (2008-10) as the only other 2,000 x 1,000 player in OSU history. Further, Barrs-Woods became just the fourth player with 1,000 rushing yards and 1,000 receiving yards joining Pat Chaffey (1986, 88-89) and James Rodgers (2007-11).

### MEDIA INFORMATION

**WEEKLY MEDIA AVAILABILITIES:** Oregon State football student-athletes will be available after practices on Tuesday and Wednesday during game weeks - barring class conflict. Coach Andersen will be available at his Monday press conference, which will stream live at <http://pac-12.com/live/oregon-state-university-2>, and following practice on Thursday.

**PAC-12 TELECONFERENCE CALL:** The weekly Pac-12 Teleconference is every Tuesday. Gary Andersen will be available from 12:15-12:25 p.m. For the conference number please contact the OSU Communications Office at (541) 737-3720.

**BEAVERS SPORTS TALK:** Most of the Beaver Sports Radio Network carries "Beavers Sports Talk" a weekly statewide call-in show every Wednesday night from 6-7 p.m. featuring Gary Andersen and Mike Parker. BST is live from Buffalo Wild Wings on Ninth Street in Corvallis. The show is also streamed live on Beaver Nation Online at [www.osubeavers.com](http://www.osubeavers.com).

**MEDICAL POLICY:** The Oregon State Athletic Communications Office abides by federal law pertaining to the releasing of injury information. We will not disseminate any information about a student-athletes' injury without written consent. The only information given to the media will be if a student-athlete is "probable," "questionable," or "doubtful" to play.

### BEAVERS IN THE NFL

D.J. Alexander, LB	Kansas City Chiefs
Derek Anderson, QB	Carolina Panthers
Josh Andrews, OG	Philadelphia Eagles
Brandon Browner, CB	New Orleans Saints
Brandin Cooks, WR	New Orleans Saints
Scott Crichton, DE	Minnesota Vikings
Dwan Edwards, DT	Carolina Panthers
Obum Gwacham, DE	New Orleans Saints
Connor Hamlett, TE	New Orleans Saints
Johnny Hekker, P	St. Louis Rams
Andy Levitre, OG	Atlanta Falcons
Keenan Lewis, CB	New Orleans Saints
Sean Mannion, QB	St. Louis Rams
Matt Moore, QB	Miami Dolphins
Steven Nelson, CB	Kansas City Chiefs
Stephen Paea, DT	Washington Redskins
Jordan Poyer, CB	Cleveland Browns
Mike Remmers, OT	Carolina Panthers
Rashaad Reynolds, CB	Jacksonville Jaguars
Jacquizz Rodgers, RB	Chicago Bears
Terron Ward, RB	Atlanta Falcons
Markus Wheaton, WR	Pittsburgh Steelers
Tyrequek Zimmerman, S	Cleveland Browns



## BEAVER SPORTS RADIO NETWORK

MARKET	CALL LETTERS	FREQ.
Astoria	KAST-AM	1370
Baker City	KBKR-AM	1490
Bend	KICE-AM	940
Brookings	KURY-AM	910
Burns	KORC-FM	92.7
Coos Bay	KBBR-AM	1340
Corvallis	KEJO-AM	1240
Corvallis	KLOO-AM	1340
Enterprise	KWVR-AM	1340
Enterprise	KWVR-FM	92.1
Eugene	KKNX-AM	840
Eugene	KLZS-AM	1450
Florence	KCFM-AM	1250
Florence	KCFM-FM	104.1
Grants Pass	KAKT-FM	104.7
Hermiston	KOHU-AM	1360
Klamath Falls	KLAD-AM	960
La Grande	KLBM-AM	1450
Lakeview	KORV-FM	93.5
Mapleton	KCFM-FM	103.1
Medford	KAKT-FM	105.1
Newport	KNPT-AM	1310
Pendleton	KUMA-AM	1290
Pendleton	KTIX-AM	1240
Portland	KEX-AM	1190
Portland	KPOJ-AM	620
Prineville	KRCO-AM	690
Prineville	KRCO-FM	96.9
Roseburg	KSKR-AM	1490
Salem	KBZY-AM	1490
The Dalles	KODL-AM	1440
Tillamook	KTIL-AM	1590
Waldport	KWDP-AM	820
Woodburn (Spanish)	KWBY-AM	940

### BROADCAST

- 4 hours prior to kickoff on KEJO (1240 AM)
- 3 hours prior to kickoff on Newsradio 1190 KEX
- 2 hours prior to kickoff on the entire network

**GAME DAY** — Beaver Sports Properties, a division of Learfield Sports, produces game-day radio broadcasts and special programming, syndicated on the Beaver Sports Radio Network. The 8-hour broadcasts consist of over 30 stations across Oregon and is anchored by the Portland flagship station NewsRadio 1190 KEX/Rip City Radio 620.

There will continue to be several options to complement local radio with football and men's basketball games available on XM Satellite Radio (official partner of the Pac-12 Conference), internet audio and video live streams via osubeavers.com.

**THE JOE BEAVER SHOW** — Each weekday from noon to 2 p.m. Mike Parker and Jon Warren host an OSU sports-themed show in the Greater Corvallis area on 1240 KEJO and is available worldwide on kejoam.com.

**QB ON THE MOVE:** It didn't take freshman **Seth Collins** long to show his mobility and a very different skill set than Beaver fans are used to seeing at the position. Collins dodged, dipped, ducked, dived and dodged his way to 152 rushing yards against Weber State. It is the most yards an OSU quarterback has ran for since Tim Alexander set the school-record of 205 rushing yards against Northern Illinois in 1996 ... Through six games, Collins is averaging 81.0 rushing yards per game. At his current pace, Collins would finish the regular season with 972 rushing yards. Collins, who has rushed for 486 yards thus far in 2015, is more than two-thirds of the way to the Oregon State single season record for rushing yards by a quarterback which is held by Don Shanklin with 630 in 1994 (the Pac-12 single season record of 986 was set in 1997 by UW's Jake Locker ... Collins' start is especially impressive as he is the fourth leading rusher in the nation among quarterbacks ... Collins is also the second leading rusher in the nation among true freshmen (Myles Gaskin, Washington).

### FRESHMEN QUARTERBACKS:

Per a survey prior to the season, Oregon State entered the season as the only team in the nation that has no quarterbacks with playing experience and has only eligible freshmen signal callers. Prior to **Seth Collins** starting the season-opener against Weber State, the last Beaver true freshman quarterback to start for the Beavers was David Moran in 1996. Moran started three games in what was then a wishbone system, switched to cornerback prior to 1997 and before that season transferred to Northern Arizona.

### NEW LOOK LINEBACKERS:

Entering the season Oregon State needed to replace all three starting linebackers from 2014 - a group that had combined to start 91 games and make 628 tackles. The Beavers returned two players with starting experience, **Rommel Mageo** and **Caleb Saulo**, who combined to start 10 games in 2013. According to a recent survey, those 10 returning starts ranks as the sixth-fewest in the nation. Those two juniors plus sophomore **Manase Hungalu** have formed a new triumverate combining for 109 tackles, 3.0 tackles-for-loss, 2.0 sacks, four interceptions, three forced fumbles and two fumble recoveries. Add **Ricky Ortiz**, who recently converted from H-Back to linebacker, and the linebacker corps has accounted for six of the seven turnovers the Beavers have forced this year.

### APPLYING FOR MEDICAL HARDSHIPS:

OSU head coach **Gary Andersen** announced two weeks ago that senior tight end **Caleb Smith** and true freshman running back **Deltron Sands** will miss the rest of the 2015 season. Because both players have played this year, OSU will apply for medical hardships from the Pac-12 Conference after the season.

### SENIOR CLASS:

The Beavers are one of the most inexperienced teams in the country entering the season. OSU possesses 13 seniors on the active roster, which ranks as the youngest team in the Pac-12 and is tied as the ninth-youngest team in the nation.

### RETURNING O-LINEMEN:

Oregon State returns all five starters on the offensive line for the first time since 2003 when Matt Brock, Brian Kilkenny, David Lose, Doug Nienhuis and Kanan Sanchez manned the trenches. This season, the Beavers have a group of linemen that started the final four games of 2014 together - **Sean Harlow** (LT), **Fred Lauina** (LG), **Josh Mitchell** (C), **Gavin Andrews** (RG) and **Dustin Stanton** (RT).

In addition, **Isaac Seumalo**, who entered the season with 25 starts for the Beavers, returns from injury after missing the entire 2014 season and will fill in at right guard while Andrews will redshirt this season due to injury bringing about the possibility that the 2016 team could return five current or former starters on the line for the second consecutive season.

## CAREER RUSHING YARDS

NO.	PLAYER	YARDS
1.	Ken Simonton (1998-2001)	5,044
2.	Jacquizz Rodgers (2008-10)	3,877
3.	Yvenson Bernard (2004-07)	3,862
4.	Steven Jackson (2001-03)	3,625
5.	Dave Schilling (1969-71)	2,552
6.	<b>STORM BARRS-WOODS (2012-present)</b>	<b>2,534</b>
7.	Pete Pifer (1964-66)	2,233
8.	Bill Enyart (1966-68)	2,155
9.	J.J. Young (1991-94)	2,084
10.	Sam Baker (1950-52)	1,947

## CAREER RUSHING TOUCHDOWNS

NO.	PLAYER	TDs
1.	Ken Simonton (1998-2001)	59
2.	Jacquizz Rodgers (2008-10)	46
3.	Steven Jackson (2001-03)	39
4.	Yvenson Bernard (2004-07)	38
5.	Bill Enyart (1966-68)	25
6.	<b>STORM BARRS-WOODS (2012-present)</b>	<b>25</b>
7.	Sam Baker (1950-52)	23
8.	Terron Ward (2011-14)	22
9.	Dick Twenge (1946-49)	20
	Dave Schilling (1969-71)	20

## SPECIAL TEAMS TACKLES

Player	Tackles
Jonathan Willis, LB	5
Datrin Guyton, WR	4
Gabe Ovgard, S	4
Malik Gilmore, LB	3
Damien Haskins, RB	3
Charles Okonkwo, CB	3
Ricky Ortiz, LB	3
Garrett Owens, K	3
Brandon Arnold, S	1
Kellen Clute, TE	1
Kyle Haley, LB	1
Kendall Hill, CB	1
Ryan Navarro, LS	1
Adam Soesman, S	1





## HEAD COACH GARY ANDERSEN

Gary Andersen was named the 28th head coach of the Oregon State football program on December 10, 2014.

Andersen is 32-13 in the last three-plus years as a head coach, including 2-4 at Oregon State.

Named a semi-finalist for the Maxwell Football Club Coach of the Year two straight seasons prior to being hired to lead the Oregon State football program, Andersen has experienced success everywhere he's been.

He is 51-41 overall record in seven-plus years as a head coach and has posted four consecutive winning seasons.

He owns an 8-2 bowl-game record as an assistant or head coach, and was 2-0 in BCS bowls as an assistant.

Andersen is the total package. In addition, to winning conference championships and bowl games, his student-athletes are also very successful off the field, earning numerous conference and national all-academic honors. Wisconsin finished among the top 10 in the country for Academic Progress Rate (APR) in 2013 and for 2014 led the country with a nearly perfect score.

Andersen went to Wisconsin from Utah State, where he completely revitalized a program that had won just six games in the three previous seasons. The Aggies were 4-8 in Andersen's first two years, improved to 7-6 in his third and then won a school-record 11 games and the Western Athletic Conference title in 2012. It was their first outright league championship since 1936.

A native of Salt Lake City and a 1986 graduate of the University of Utah with a degree in political science, Andersen was a junior college All-American center at Ricks College in 1984, and a letterman at Utah in 1985 and 1986.

Andersen and his wife, the former Stacey Lambert, have three sons, Keegan and twins Chasen and Hagen. Keegan played tight end at Utah State for his father and is currently a graduate assistant at OSU after serving in the same capacity at Wisconsin in 2014. Both Chasen and Hagen are football student-athletes at Utah State, Chasen is a linebacker and Hagen is a wide receiver.

For Andersen's complete biography turn to page 80 of the 2015 Oregon State Football Media Guide or go to [www.osubeavers.com](http://www.osubeavers.com).



### THE ANDERSEN PROFILE

**HOMETOWN** ..... Salt Lake City, Utah  
**WIFE** ..... Stacey  
**CHILDREN** ..... Keegan, Chasen and Hagen  
**ALMA MATER** ..... Utah  
 B.A. Political Science in 1986

### PLAYING CAREER

Center at Utah, 1985-86  
 Center at Ricks College, 1983-84

### COACHING CAREER

**Dec. 2014-present** ..... Oregon State (Head Coach)  
**2013-14** ..... Wisconsin (Head Coach)  
**2009-12** ..... Utah State (Head Coach)  
**2004-08** ..... Utah (Defensive Coordinator)  
**2003** ..... Southern Utah (Head Coach)  
**1997-2002** . Utah (Asst. Head Coach/Defensive Tackles)  
**1995-96** ..... Northern Arizona (Asst. Head Coach)  
**1994** ..... Park City HS (Head Coach)  
**1992-93** ..... Idaho State (Defensive Line)  
**1989-91** ..... Ricks College (Offensive Line)

**FRESH FACES:** Oregon State has had 19 freshmen (true and redshirt combined) play already this season. Among those new guys are four true freshmen- QB **Seth Collins**, WR **Paul Lucas**, RB **Deltron Sands** and TE **Noah Togiai**, as well as redshirt freshmen OL **Drew Clarkson**, OL **Kammy Delp**, WR **Datrin Guyton**, DE **Sumner Houston**, WR **Drew Kell**, QB **Marcus McMaryion**, OL **Trent Moore**, RB/TE **Ryan Nall**, S **Gabe Ovgard**, S **Adam Soesman**, LB **Bright Ugwoegbu**, NT **Kalani Vakameilalo**, CB **Dwayne Williams**, DE **LaMone Williams** and LB **Jonathan Willis**. In addition, nine others have played for the first time with the Beavers including transfers CB **Devin Chappell**, CB **Treston Decoud**, LS **Ryan Navarro**, NT **Kyle Peko**, and P **Nick Porebski**. Juniors K **Ian Crist** and TE **Brent VanderVeen** and sophomore LB **Manase Hungalu** and CB **Charles Okonkwo** also have made their OSU debuts.

**TRUE STUDENT-ATHLETES:** Twelve of the Beavers' 13 seniors are on track to graduate this academic year: **Gavin Andrews** (June/economics), **Lavonte Barnett** (March/sociology), **Storm Barrs-Woods** (December/human development & family sciences), **Kellen Clute** (March/digital communications), **Jalen Grimbale** (December/economics), **Jaswha James** (December/sociology), **Josh Mitchell** (December/sociology), **Naji Patrick** (December/human development family studies/public health), **Ali'i Robins** (December/sociology), **Larry Scott** (December/human development & family studies), **Caleb Smith** (March/liberal studies), **Shane Wallen** (March/exercise & sport science).

**BEAVS AT 112:** Oregon owns the most victories in the Pac-12 Conference this century with 150, followed by USC (145/121 with vacated wins), OSU (111), Arizona State (108), UCLA (106), Stanford (105), Cal (96), Arizona (92), Washington (90), WSU (79). Non-traditional Pac-12 teams Utah has 129 victories this century and Colorado has 75. The Beavers hit the 100-win plateau this century in the Sept. 21, 2013 win at San Diego State. The previous 100-win stretch started during the 1966 season, ending with 1999 - nearly 34 seasons (365 games). This century's 100 victories were achieved in just over 13 seasons (168 games).

**UNDAUNTED BY RANKINGS:** Since 2005, Oregon State is tied with North Carolina State for the most wins by an unranked team against an FBS ranked team with 12.

**CAMP WILLIAMS:** Earlier this summer 12 OSU football student-athletes spent a week at the National Guard Training Site in Bluffdale, Utah, for a crash course in leadership skills taught by the U. S. Army's 19th Special Forces Group. The participants learned leadership and teamwork skills and how to prioritize, sacrifice, brainstorm and trust, and how to synergize in small and large units for the good of the group, attributes that translate to the football field and to their professional and personal lives once they embark on a life beyond football after graduating from OSU. Players involved include: **Lavonte Barnett**, **Victor Bolden**, **Devin Chappell**, **Kammy Delp**, **David Henry**, **Fred Lauina**, **Rommel Mageo**, **Josh Mitchell**, **Cyril Noland-Lewis**, **Ricky Ortiz**, **Kyle Peko** and **Caleb Saulo**. For more of the story go to [osubeavers.com](http://osubeavers.com).

### CAREER STARTS

Storm Barrs-Woods, RB	36 (4 straight)
Isaac Seumalo, C-OT-OG	31 (6 straight)
Sean Harlow, OT	27 (straight)
Josh Mitchell, OG-C	21 (18 straight)
Victor Bolden, WR	19 (14 straight)
Larry Scott, CB	18 (straight)
Caleb Smith, TE	17
Jaswha James, DE-LB	13 (9 straight)
Rommel Mageo, LB	13 (3 straight)
Dustin Stanton, OT	12 (straight)
Fred Lauina, OG	11 (straight)
Jordan Villamin, WR	11 (6 straight)
Darell Garretson, QB	11 *
Gavin Andrews, OG-OT	10
Justin Strong, S	9 (6 straight)
Caleb Saulo, LB	8 (6 straight)
Kellen Clute, TE	8
Cyril Noland-Lewis, S	7 (6 straight)
Lavonte Barnett, DE	7
Seth Collins, QB	6 (straight)
Kyle Peko, NT	6 (straight)
Hunter Jarmon, WR	6
Treston Decoud, CB	5
Titus Failauga, DE	4
Jalen Grimbale, DT	4
Brayden Kearsley, OL	4 *
Devin Chappell, CB	3 (2 straight)
Malik Gilmore, WR	2
Luke Hollingsworth, DE	2
Manase Hungalu, LB	2
Bright Ugwoegbu, LB	2
Chris Brown, RB	1
Rahmel Dockery, WR	1
Kyle Haley, LB	1
Xavier Hawkins, WR	1
Sumner Houston, DT	1
Ricky Ortiz, FB	1
Baker Pritchard, DE	1
Noah Togiai, TE	1
Kalani Vakameilalo, DT	1
Brent VanderVeen, TE	1
Dwayne Williams, CB	1

\* - indicates starts came prior to transferring to OSU.

### 2015 WATCH LISTS

**Storm Barrs-Woods**, RB ..... Maxwell Award  
 ..... Earl Campbell Tyler Rose Award  
**Victor Bolden**, WR ..... Biletnikoff Award  
**Will Hopkins**, OL ..... Wuerffel Trophy  
**Josh Mitchell**, C ..... Rimington Trophy  
**Isaac Seumalo**, OL ..... Outland Trophy  
 ..... Rotary Lombardi Award  
 Polynesian College Football Player of the Year

### OVERTIME HISTORY

Sept. 26, 1996	at California	Loss	42-48 (3 OT)
Nov. 21, 1998	Oregon	Win	44-41 (2 OT)
Nov. 3, 2001	at USC	Loss	13-16
Sept. 4, 2004	at LSU	Loss	21-22
Dec. 1, 2007	at Oregon	Win	38-31 (2 OT)
Oct. 16, 2010	at Washington	Loss	35-34 (2 OT)
Sept. 3, 2011	Sacramento State	Loss	29-28
Sept. 14, 2013	at Utah	Win	51-48
Oct. 16, 2014	Utah	Loss	29-23 (2 OT)



## BY THE NUMBERS (TEAM)

Team Offense	Pac-12	Nation
Total Offense	12	114
Rushing Offense	7	48
Passing Offense	12	118
Team Pass Efficiency	12	122
Scoring Offense	12	106
3rd Down Conversions Pct	12	120
4th Down Conversions Pct	12	127
Red Zone Offense	10	79
First Downs Offense	11	102
Time of Possession	9	106
Sacks Allowed	1	23
Team Defense	Pac-12	Nation
Total Defense	8	84
Rushing Defense	9	103
Passing Yards Allowed	4	58
Team Pass Efficiency Defense	8	68
Scoring Defense	11	102
3rd Down Conversions Pct Defense	6	73
4th Down Conversions Pct Defense	3	27
Red Zone Defense	7	99
First Downs Defense	5	63
Sacks	12	107
Miscellaneous	Pac-12	Nation
Turnover Margin	6	46
Net Punting	2	17
Punt Returns	8	75
Fewest Penalties/Game	9	76
Fewest Penalized Yards/Game	8	73
Kickoff Returns	8	54
Kickoff Return Defense	2	45
Punt Return Defense	3	22

## BY THE NUMBERS (INDIVIDUAL)

Player	Category	Pac-12	Nation
Garrett Owens	FG Pct.	6	53
Garrett Owens	FG/Game	9	73
Seth Collins	Passing TDs	10	90
Rahmel Dockery	Kickoff Returns	9	88
Victor Bolden	Kickoff Return TDs	1	5
Rahmel Dockery	Punt Returns	6	47
Nick Porebski	Punting	6	58
Jordan Villamin	Receiving TDs	7	45
S. Barrs-Woods	Rushing Yds/Carry	8	59
Seth Collins	Rushing Yds/Carry	8	59
Seth Collins	Rushing TDs	6	54
Seth Collins	Rushing Yards/Game	9	61
Seth Collins	Total Offense	11	70
Rommel Mageo	Total Tackles	9	96
Rommel Mageo	Forced Fumbles	2	24

## PAC-12 FOOTBALL STANDINGS

### NORTH

Team	Pac-12	Overall
Stanford	4-0	5-1
California	2-1	5-1
Washington State	2-1	4-2
Oregon	2-2	4-3
Washington	1-2	3-3
Oregon State	0-3	2-4

### SOUTH

Team	Pac-12	Overall
Utah	3-0	6-0
Arizona	2-2	5-2
Arizona State	2-2	4-3
UCLA	1-2	4-2
USC	1-2	3-3
Colorado	0-3	3-4

**PLUS .500 NON-CONFERENCE SEASONS:** Oregon State achieved its fourth straight non-conference slate with a winning record. The Beavers won all three non-conference (non-bowl) games in 2012 and again in 2014 while they posted a 2-1 record in 2013 and this season.

**TENTH ANNIVERSARY:** The 2015 season marks the 10th anniversary of Mike Hass and Alexis Serna winning national awards. Hass earned the Biletnikoff Award as the nation's top receiver after making a then school record 90 receptions for a then Pac-12 record 1,532 receiving yards. Hass also earned First Team All-America honors by several organizations, including the Associated Press and Walter Camp Foundation. Serna captured the Lou Groza Award as the nation's top kicker following a season where he made 23 of 28 field goal attempts and was perfect on 32 point-after-touchdown efforts. Both began their OSU careers as walkons.

**15TH ANNIVERSARY OF FIESTA BOWL:** The 2015 season also marks the 15th anniversary of the 2000 Beavers' football squad that won the Fiesta Bowl. After thrashing Notre Dame 41-9, Oregon State finished the season ranked No. 4 in the Associated Press poll. The 2000 team will be inducted into the State of Oregon Sports Hall of Fame this fall.

**ONE OF EIGHT:** Fifth-year head football athletic trainer **Ariko** (uh-REE-ko) **Iso** (EE-so) is one of only eight females in the FBS in charge of the athletic training function of their football programs. Jennifer Brodeur (Massachusetts), Sally Nogle (Michigan State) and Kelli Pugh (Virginia) also head football athletic trainers while Jennifer Brown (Eastern Michigan), Brandy Clouse (Georgia Southern), Mary Vander Heiden (UCF) and Dawn Hearn (UTEP) are sports medicine department heads.

## INJURY REPORT

OUT	QUESTIONABLE	PROBABLE
Jarmon	Hollingsworth	Decoud
Sands	Robins	Soesman
Smith	Scott	Vakameilalo

## TOP 10 COLLEGE TOWNS

The American Institute of Economic Research has released its latest College Destination Index, which compared college towns across the country based on their academic environment, quality of life and professional opportunity.

- 1 Ithaca, N.Y.
- 2 Ames, Iowa
- 3 **CORVALLIS, ORE.**
- 4 Iowa City, Iowa
- 5 State College, Pa.
- 6 Fargo, N.D.
- 7 Champaign-Urbana, Ill.
- 8 Columbia, Mo.
- 9 Missoula, Mont.
- 10 College Station, Texas

## TOP 10 COLLEGE TOWNS

### YOU'LL NEVER WANT TO LEAVE

College Magazine recently released its list of college towns you'll never want to leave. They provide perfect settings for game days, gorgeous (and walkable) natural scenery, awesome art cultures and traditions you won't find anywhere else. When a college acts as a beacon of light for a town, call it poetic. When town and college embrace one another, call it harmony.

- 1 Chapel Hill, N.C.
- 2 Champaign-Urbana, Ill.
- 3 Ann Arbor, Mich.
- 4 **CORVALLIS, ORE.**
- 5 Boulder, Colo.
- 6 Blacksburg, Va.
- 7 Iowa City, Iowa
- 8 Ithaca, N.Y.
- 9 Athens, Ga.
- 10 Binghamton, N.Y.

## PRONUNCIATION GUIDE

#	PLAYERS	PRONUNCIATION
7	Xavier Hawkins	X-zavier
8	Rommel Mageo	Roh-mul Mung-yay-ow
9	Datrin Guyton	DAY-trin
13	Jordan Villamin	vill-uh-min
14	Treston Decoud	deh-kood
17	Cyril Noland-Lewis	SEER-ill
22	Xavier Crawford	X-zavier
27	Naji Patrick	NAH-jee
35	Caleb Saulo	SAW-LOW
38	Charles Okonkwo	OH-konk-whoa
43	Adam Soesman	sews-man
46	Jordan Choukair	SHOE-care
47	Bright Ugwoegbu	oog-way-boo
48	Jaswha James	Joshua
55	Manase Hungalu	muh-nah-seh HOONG-alu
56	Isaac Seumalo	Say-u-mah-low
64	Fred Lauina	lau-EE-nah
68	Sosaia Tauaho	So-sigh-uh Tau-ah-ho
76	Yanni Demogerontas	Yah-nee
		DEE-mo-ger-raunt-us
78	Sam Curtius	Curt-iss
81	Noah Togiai	Toag-EE-eye
83	Kellen Clute	rhymes with FLUTE
90	Ali'i Robins	ah-LEE-EE
91	Noke Tago	NO-kay Tong-O
93	Titus Fallauga	FIE-lau-nga
97	Kalani Vakameilalo	vah-kah-may-lah-loh
99	Kyle Peko	peck-O

### COACHES & STAFF

DC	Kalani Sitake	ka-lah-nee-sih-TA-kay
DL	Chad Kauha'aha'a	cow-ha-a-ha-a
LB	Ilaisa Tuiaki	ee-lye-sa too-ee-ah-kee
	Vince Guinta	GINT-uh
	Darrick Yray	Ray
	Ariko Iso	uh-REE-ko E-so



## Student-Athlete Profile: Bright Ugwoegbu

By Brooks Hatch, OSUBeavers.com

To view the accompanying video and for more Student-Athlete Profiles go to OSUBeavers.com

Bright Ugwoegbu (pronounced oog-way-boo) is a prototypical college linebacker when he's wearing his No. 47 uniform.

He's lean (6-foot-1, 217 pounds) and fit. A multisport athlete at Seven Lakes High School in Katy, Texas, he's athletic, runs well, loves to hit, and is making a strong case for a starting role in a position where opportunity abounds due to graduation and other circumstances.

"After having a good spring and being in the mix right now, my goal is to hopefully become a freshman All-American, to be a leader on the defense and contribute in any way that I can," he said, speaking while cooling off after a recent practice.

An all-district honoree and top-100 Houston Chronicle prospect following his senior year at Seven Lakes, he has a big future on the field and it would not be surprising to see him in the starting lineup with the Beavers host Weber State at 5 p.m. Sept. 4 in their 2015 opener on the Pac-12 Networks.

He separates himself from the pack when he steps off the field, though.

Already an accomplished musician, student and world citizen at just 19 years of age, Ugwoegbu constantly strives to surpass the lofty expectations instilled in him by his parents, the late Nigerian diplomat Bright Ugwoegbu and his wife, Grace.

"I have always been ambitious and goal-oriented, said Bright, who was born in London before moving to Nigeria as a 3-year-old and then to the Houston area at 9 years of age. "That comes from the way I was raised by my family, especially my dad," a founder of the People's Democratic Party in Nigeria's Imo State who passed away in May, 2014.

"He told me, 'If you want something, go get it. There is nothing you can't succeed in if you put your mind to it.'"

Bright played goalie and striker in soccer as a youth. After arriving in Texas, however, he discovered football and was immediately smitten.

"On my way to soccer one day I noticed a bunch of kids running around and hitting each other and just making a whole lot of noise," he recalled. "I looked over there and said, 'That looks like a lot of fun.'"

"The main thing I liked about football was the vast amount of things I could do, with this frame, body size and athleticism. It was very interesting to me. From there I started trying to convince my parents to let me play."

His parents questioned if Bright had the physical attributes to withstand the pounding he would receive in football.

"My father always told me I had to get bigger and stronger to keep up with all those other kids who had played football since they were young," Bright said. "I just put my mind to it, worked hard at it every day, and here I am."

Serendipity played a role in his joining the Beavers. Seven Lakes coach Lydell Wilson has previously worked at nearby Lamar Consolidated High, where he coached James and Jacquizz Rodgers. He tipped off the Beavers and eventually former linebackers coach Trent Bray called with a scholarship offer.

Bright had no qualms about accepting the scholarship and adding Corvallis to his growing list of hometowns.

"I'm accustomed to change, I really like it," he said. "Moving wasn't a big deal. I preferred going away from home so I could build my own character and fend for myself."

Originally interested in mechanical engineering major, his desire to get in the best shape possible piqued an interest in kinesiology, his current field of study.

"I've always been a fit guy and always wanted to know how I can get myself stronger, fitter, faster," he said. "Kinesiology seemed like the field of study for me."

"It's been working so far. The workload is going to get harder as it goes on but that's just how life goes."

Music also plays a major role in his life. He played drums as a youth ("I loved the noise and watching kids go crazy on the drums," he said), then learned to read music in choir and taught himself to play the piano. He also plays the guitar, and breaks into song whenever possible.

"All types of music interest me," he said. "You can always catch me singing in the locker room; if I have my headphones on I'm singing."

Like almost everyone on the team, Bright hopes to play professionally after leaving OSU. But his long-range planning includes a full life after football, and remaining connected with the Beavers.

"I can see myself coming back to Oregon State and giving back to the school that's given me so much already," he said. "I love this community, I love the way coach Andersen has built this team."

"If he ever contacted me in 10 years to come back, even just to say some words to the players, I'd be here in an instant. I would love to come back and give back to the team any way possible."



## THE BEAVERS' BACK STORIES

### OFFENSIVE STARTERS

Pos.	No.	Player	Notes
LT	77	SEAN HARLOW	27 career starts (straight) ... junior ... has started every game at right or left tackle for OSU since Game 5 of the 2013 season ... father, Pat Harlow, was an All-America offensive tackle at USC and No. 11 overall selection in the 1991 NFL Draft ... has taken snaps at center the last two offseasons ... majoring in human development and family sciences.
LG	64	FRED LAUINA	11 career starts (straight) ... sophomore ... one of four OSU players from American Samoa; read more about the Beavers' Samoans at <a href="http://osubeavers.com">osubeavers.com</a> ... one of 12 players to participate in special forces leadership development program at Camp Williams in Utah ... is a singer and plays guitar ... majoring in sociology.
C	50	JOSH MITCHELL	21 career starts (18 straight) ... senior ... named to the preseason Rimington Award Watch List ... one of 12 players to participate in special forces leadership development program at Camp Williams in Utah ... could have the opportunity at some point this year to snap that ball to his younger brother, Nick, one of the Beavers' back-up quarterbacks ... majoring in sociology with an option in crime and justice.
RG	56	ISAAC SEUMALO	31 career starts (6 straight) ... junior ... freshman All-American in 2013 ... has started all 26 games in which he has played; 23 at center, 2 at right tackle and 1 at right guard ... missed the entire 2014 season due to a foot injury ... claims to be the best ping pong player on the team ... studying business administration.
RT	74	DUSTIN STANTON	12 career starts (straight) ... junior ... originally recruited as a tight end, moved to offensive tackle while the team was short on bodies due to injury ... started final six games of 2014 at right tackle ... two-time Pac-12 All-Academic selection ... plays guitar and piano ... majoring in business administration with an option in entrepreneurship.
TE	83	KELLEN CLUTE	8 career starts ... senior ... graduates in digital communications art in March ... his grandfather, Larry Lunke, is in the Washington State Football Coaches Hall of Fame ... <b>career receiving stats: 21 receptions, 168 yards, 2 TDs.</b>
QB	4	SETH COLLINS	6 career starts (straight) ... true freshman ... arrived at OSU to attend classes and participate in spring practice in what would have been his final term of high school ... his sister, Devin Collins, is a member of OSU's track and field team after transferring from Sacramento State last year ... Devin and Seth are the first members of their family to attend college ... <u>became the first true freshman to start at quarterback for the Beavers since David Moran in 1996 ... has compiled three 100+ yard rushing games in 2015 ... rushed for 152 yards in his college debut - the most rushing yards by an OSU quarterback since Tim Alexander ran for 205 yards against Northern Illinois in 1996 ... 2015 rushing stats: 486 yards, 5 TDs ... 2015 passing stats: 77 comp., 149 attempts, 813 yards, 6 TDs, 4 INTs.</u>
RB	24	STORM BARRS-WOODS	36 career starts (4 straight) ... senior ... graduates in December in human development and family sciences ... first member of his family to attend college ... mother originally attempted to discourage him from football by tackling him ... long term ambition is to be a football coach ... will wear Barrs-Woods on his jersey in 2015 to honor his mother ... <b>2015 rushing stats: 351 yards, 1 TD ... 2015 receiving stats: 11 receptions, 147 yards, 0 TDs.</b>
WR	6	VICTOR BOLDEN	19 career starts (14 straight) ... junior ... his mother, Zelda, holds the Mt. San Antonio JC records in the 100 and 200 meter hurdles ... prep teammate of fellow OSU receiver Jordan Villamin ... participated in special forces leadership development program in Utah last summer ... majoring in public health with an option in health management and policy ... <b>2015 rushing stats: 104 yards, 0 TDs ... 2015 receiving stats: 23 receptions, 188 yards, 1 TD.</b>
WR	2	HUNTER JARMON	6 career starts ... sophomore ... was an all-state punter in high school ... played for the OSU baseball team for part of the spring in 2014 ... aspires to be a singer and comedian ... majoring in digital communication arts ... <b>2015 receiving stats: 11 receptions, 100 yards, 1 TD.</b>
WR	13	JORDAN VILLAMIN	11 career starts (6 straight) ... sophomore ... was a prep teammate of fellow OSU receiver Victor Bolden ... is interested in a sports broadcasting career ... majoring in digital communication arts ... <b>2015 receiving stats: 22 receptions, 315 yards, 4 TDs.</b>

### OTHER OFFENSIVE CONTRIBUTORS

RB	1	CHRIS BROWN	1 career start ... junior ... blocked a punt at Washington State ... states his hidden talent is juggling ... former San Joaquin Memorial HS record holder in 200 meters and was part of the 4x100 relay team ... majoring in human development and family sciences ... <b>2015 rushing stats: 99 yards, 1 TD ... 2015 receiving stats: 2 receptions, 6 yards, 0 TDs.</b>
QB	3	MARCUS McMARYION	Redshirt freshman ... is part of the Beavers' two-QB system ... entered fall camp third on the depth chart, before pushing to share first team duties midway through camp ... majoring in exercise and sport science ... <b>2015 passing stats: 6 comp., 17 attempts, 60 yards, 0 TD, 1 INT.</b>
WR	9	DATRIN GUYTON	Redshirt freshman ... made his first career reception against Stanford eventually totalling 3 catches for 47 yards ... sociology major ... <b>2015 receiving stats: 6 receptions, 67 yards, 0 TDs.</b>
TE	10	CALEB SMITH	17 career starts ... senior ... <u>will miss the rest of the season and will apply for a medical hardship following the season</u> ... highly sought recruit out of Kentridge HS ... 2015 is the first year he'll be the primary tight end in the OSU offense ... expects to graduate with a degree in liberal studies with an option in new media communications in June ... <b>career receiving stats: 48 receptions, 573 yards, 5 TDs.</b>
K	21	GARRETT OWENS	Sophomore ... performed as the starting kicker for half of the season in 2014 ... tied the school-record with 5 field goals converted and set the school-record with 7 field goals attempted against Portland State in 2014 ... played high school ball with current OSU teammate Brent VanderVeen ... majoring in sociology ... <b>2015 kicking stats: 6-8 FGs, career-long of 50 yards; 14-14 PATs.</b>
RB	21	DELTRON SANDS	True freshman ... <u>will miss the rest of the season and will apply for a medical hardship</u> ... averaged 14.0 yards per carry as a senior in high school ... <b>2015 rushing stats: 23 yards, 0 TDs ... 2015 receiving stats: 1 reception, 3 yards, 0 TD.</b>
RB	23	DAMIEN HASKINGS	Sophomore ... carried the ball twice at Washington State gaining 25 yards including a career-long 18-yard burst ... <b>2015 rushing stats: 25 yards, 0 TDs ... 2015 receiving stats: 0 receptions, 0 yards, 0 TD.</b>
H-B	34	RYAN NALL	Redshirt freshman ... a bit of a Swiss Army knife for the Beavers, can line up at running back, H-Back or tight end ... made his debut mostly at H-Back against Weber State ... <b>2015 rushing stats: 95 yards, 1 TD.</b>
RB	45	SHANE WALLEN	Senior ... prior to joining the football program during the spring, he worked as an intern on OSU's strength and conditioning staff ... majoring in exercise and sport science ... quit football to aid his mother, who passed away from cancer ... for more on his story go to <a href="http://osubeavers.com">osubeavers.com</a> .
OL	51	KAMMY DELP	Redshirt freshman ... is likely the first offensive guard off the sideline ... spent much of fall training camp working with the first team ... participated in a special forces leadership development program at Camp Williams in Utah.
OL	61	DREW CLARKSON	Redshirt freshman ... diagnosed with testicular cancer following his junior year of high school, limiting his participation as a senior. For more on his story go to <a href="http://osubeavers.com">osubeavers.com</a> ... has aspirations to own a ranch ... made his OSU debut against Weber State.
TE	80	BRENT VANDERVEEN	1 career start ... junior ... moved to tight end from quarterback during the spring ... has gained 30 pounds since the spring practice session ... led OSU receivers in both of the team's fall scrimmage ... made his OSU debut against Weber State ... prep teammate with current OSU kicker Garrett Owens ... studying sociology ... <b>2015 receiving stats: 1 reception, 14 yards, 0 TD.</b>
WR	88	RAHMEL DOCKERY	1 career start ... junior ... originally attended Washington State ... made his first career start against Washington State in 2014 ... sociology major ... <b>career rushing stats: 21 yards, 0 TD ... career receiving stats: 8 receptions, 195 yards, 1 TD.</b>





## THE BEAVERS' BACK STORIES

### DEFENSIVE STARTERS

Pos.	No.	Player	Notes
DE	48	JASWHA JAMES	13 career starts (9 straight) ... senior ... one of two returning starters on the defense and switched positions from defensive end to Stud linebacker this fall and has played both positions ... <u>recorded the Beavers' first blocked field goal (vs. Weber State) since 2011</u> ... majoring in public health and aspires to be a fire fighter ... for more about James' story go to <a href="http://osubeavers.com">osubeavers.com</a> ... <b>2015 stats: 13 tackles, 1.0 TFLs, 1 blocked kick, 2 QB hurries.</b>
NT	99	KYLE PEKO	6 career starts (straight) ... senior ... spent 2014 on the scout team while deemed ineligible by the NCAA ... has one year to play one season ... participated in a special forces leadership development program at Camp Williams in Utah ... made his OSU debut against Weber State ... majoring in human development and family sciences ... <b>2015 stats: 19 tackles, 1.0 TFLs, 1.0 sacks, 1 pass breakup.</b>
DE	93	TITUS FAILAUGA	4 career starts ... sophomore ... has shown ability since arriving in Corvallis ... earned starting spot late in fall camp ... majoring in digital communication arts ... <b>2015 stats: 16 tackles, 3.0 TFLs, 1.0 sacks, 1 forced fumble, 1 QB hurry.</b>
LB	8	ROMMEL MAGEO	13 career starts (3 straight) ... junior ... one of four OSU players from American Samoa; for more about the Beavers' Samoans go to <a href="http://osubeavers.com">osubeavers.com</a> ... registered 23 tackles as the first 'backer off the sideline in 2014, recorded nearly half that number (11) in the season opener ... participated in special forces leadership development program in Utah last summer ... is planning on a career in law enforcement after football ... majoring in sociology ... <b>2015 stats: 47 tackles, 2.0 TFLs, 2.0 sacks, 2 forced fumbles, 1 fumble recovery, 2 INTs, 1 pass breakup, 1 QB hurry.</b>
LB	35	CALEB SAULO	8 career starts (6 straight) ... junior ... started two games due to injury in 2013 ... participated in special forces leadership development program in Utah last summer ... majoring in sociology and is interested in a career in law enforcement ... <b>2015 stats: 40 tackles, 1 INT, 1 TD, 2 QB hurries.</b>
LB	47	BRIGHT UGWOEGBU	2 career starts ... redshirt freshman ... born in London, raised in Nigeria until the age of 9 ... for more of Bright's story go to <a href="http://osubeavers.com">osubeavers.com</a> ... made his OSU debut against Weber State ... <b>2015 stats: 4 tackles, 1.0 TFLs.</b>
LB	55	MANASE HUNGALU	2 career starts ... sophomore ... did not get into a game his first two years at OSU ... made his debut against Weber State with 1 tackle and an interception ... recorded 11 tackles in his first career start against SJSU ... majoring in sociology ... <b>2015 stats: 22 tackles, 1.0 TFLs, 1 fumble recovery, 1 INT, 1 QB hurry.</b>
CB	14	TRESTON DECOUD	5 career starts ... junior ... originally attended Chadron State for two years, redshirting his first year ... transferred to NW Mississippi JC, earning first team All-America honors in 2014 ... majoring in history ... <b>2015 stats: 26 tackles, 1.5 TFLs, 4 pass breakups.</b>
GB	15	LARRY SCOTT	18 career starts (straight) ... senior ... nicknamed The Commish and wore the moniker on his shirt at Pac-12 Media Days ... one of two returning starters on the defense ... expects to graduate with a degree in human development and family sciences in December ... <b>2015 stats: 18 tackles, 1.0 TFLs, 2 pass breakups.</b>
FS	4	JUSTIN STRONG	9 career starts (6 straight) ... sophomore ... younger brother of former OSU star Victor Butler ... leading returning tackler (56) from the 2014 defense when he played as the nickel back ... majoring in sociology ... <b>2015 stats: 43 tackles, 1 QB hurry.</b>
SS	17	CYRIL NOLAND-LEWIS	7 career starts (6 straight) ... junior ... played in the dime package in 2014 ... has been a special teams star the last two seasons registering 19 special teams tackles during that time ... participated in special forces leadership development program in Utah last summer ... majoring in human development and family sciences ... <b>2015 stats: 28 tackles, 0.5 TFLs, 1 INT, 1 pass breakup.</b>
NB	26	DEVIN CHAPPELL	3 career starts (2 straight) ... junior ... former walk-on who has climbed the depth chart at nickel back ... made his OSU debut against Weber State ... played two seasons as a cornerback at nearby Western Oregon ... while at WOU, he intercepted a pass from then-Eastern Washington (and current Oregon) quarterback Vernon Adams ... participated in special forces leadership development program in Utah last summer ... majoring in economics ... <b>2015 stats: 16 tackles, 1.5 TFLs, 1 QB hurry.</b>

### OTHER DEFENSIVE CONTRIBUTORS

LB	5	KYLE HALEY	1 career start ... junior ... made his first career start against Stanford ... a late addition to the roster just before fall camp of 2014 ... <b>2015 stats: 9 tackles.</b>
DE	10	JALEN GRIMBLE	4 career starts ... senior ... expects to graduate in December with a degree in economics and dreams of being a GM or executive for a pro team ... 2014 season was derailed by a knee injury ... has lost nearly 30 pounds since last season to move from tackle to end ... <b>2015 stats: 7 tackles, 1 pass breakup.</b>
CB	12	KENDALL HILL	Junior ... has changed positions at OSU twice since arriving as a safety in 2012, shifting to receiver in 2014 and moving to cornerback in the spring ... missed his first two seasons at Oregon State while rehabbing a pair of knee injuries ... majoring in human development and family sciences ... <b>2015 stats: 3 tackles, 0.5 TFLs.</b>
CB	27	NAJI PATRICK	Senior ... former walk-on has worked his way up the depth chart as a slot corner during fall ball ... awarded a scholarship 8/21/15 ... a double-major in human development and family sciences as well as public health, he is slated to graduate in December ... <b>2015 stats: 2 tackles.</b>
CB	29	DWAYNE WILLIAMS	1 career start ... redshirt freshman ... started fall camp in a battle with Treston Decoud to start at right cornerback but was hindered by a fall camp injury ... made his first start at Washington State ... majoring in digital communication arts ... <b>2015 stats: 7 tackles, 0.5 TFLs, 1 pass breakup.</b>
P	31	NICK POREBSKI	Sophomore ... signed with OSU after one season of play at Snow College ... played Australian Rule Football and is adept at punting conventional style or rugby style ... for more about Porebski's adjustment to American football go to <a href="http://osubeavers.com">osubeavers.com</a> ... is capable of punting with either foot ... majoring in sociology ... booted a 49-yard punt against Weber State and pinned the Wildcats inside their own 20 three times ... <b>has punted the ball inside of the opponents' 20-yardline 12 times and has 5 punts of 50+ yards in 2015.</b>
LB	32	JONATHAN WILLIS	True freshman ... made immediate impact on special teams in his OSU debut against Weber State with four special teams tackles ... <b>2015 stats: 18 tackles, 2.0 TFLs, 1 sack, 1 forced fumble.</b>
LB	42	RICKY ORTIZ	1 career start ... junior ... converted from tight end to linebacker last week (SJSU week) ... made first career interception against SJSU ... played tight end as a true freshman earning scout team co-MVP ... moved to fullback in 2013 and '14 and then back to tight end last spring ... participated in a special forces leadership development program at Camp Williams in Utah ... majoring in agricultural sciences and plans to own an avocado orchard in the future ... <b>2015 stats: 8 tackles, 1 INT.</b>
DE	59	LAVONTE BARNETT	7 career starts ... senior ... sociology major with goal of being a fitness trainer ... participated in special forces leadership development program in Utah last summer ... <b>2015 stats: 9 tackles, 2.0 TFLs, 1.0 sack, 1 QB hurry.</b>
DE	94	LUKE HOLLINGSWORTH	2 career starts ... junior ... worked in a bank as a teller before being talked into pursuing football at Snow College ... majoring in history ... <b>2015 stats: 2 tackles.</b>
DE	95	BAKER PRITCHARD	1 career start ... sophomore ... transferred from BYU following his LDS mission in 2014 ... played in five games last year recording one tackle ... notched his first career sack against Weber State ... majoring in human development and family sciences ... <b>2015 stats: 10 tackles, 1.0 TFLs, 1.0 sacks.</b>
NT	97	KALANI VAKAMEILALO	1 career start ... redshirt freshman ... recorded the first sack of his career in his OSU debut against Weber State ... <b>2015 stats: 6 tackles, 2.0 TFLs, 1.0 sacks.</b>





## GAME 1 — OREGON STATE VS. WEBER STATE

OREGON STATE 26  
WEBER STATE 7

Reser Stadium  
Corvallis, Ore. • Sept. 4, 2015

**CORVALLIS** — Oregon State quarterback **Seth Collins** rushed for 152 yards and threw two touchdown passes to lead the Beavers to a 26-7 victory over Weber State at Reser Stadium in the opening game of the **Gary Andersen** coaching era.

The first true freshman quarterback to start a game since David Moran in 1996, Collins threw the initial touchdown pass of his career, a 4-yard hookup with **Victor Bolden**, to give the Beavers a 13-0 lead with 6:47 remaining in the third quarter.

Then, after Weber State had drawn within 13-7 on an interception return, Collins led the Beavers to a field goal and a touchdown on their next two drives to clinch the win. He was the first quarterback to rush for 100 yards since Tim Alexander ran for 205 against Northern Illinois on Nov.16, 1996.

Collins also completed 10 of 18 passes for 92 yards and touchdowns to Bolden and **Jordan Villamin**. Villamin led the receivers with four catches for 70 yards, including a 44-yarder for a touchdown.

"Seth ran the ball a lot, he made some great throws and he seemed pretty poised for a freshman," Andersen said. "He made some tremendous plays with his feet, which is what Seth is. It's hard for a freshman to play in his first game but I think he handled it well."

Sophomore **Garrett Owens** added two field goals in each half to complete the scoring. He connected from 45, 40, 39 and 30 yards out.

The OSU defense limited the Wildcats to 178 total yards and did not allow a point. Linebacker **Rommel Mageo** had 11 tackles, a sack, broke up a pass and forced a fumble to lead the defense.



### BOX SCORE

	1	2	3	4	F
<b>WEBER STATE (0-1)</b>	<b>0</b>	<b>0</b>	<b>7</b>	<b>0</b>	<b>7</b>
<b>OREGON STATE (1-0)</b>	<b>0</b>	<b>6</b>	<b>7</b>	<b>13</b>	<b>26</b>

<b>2nd</b>	10:22	OSU	—	Garrett Owens 30-yard field goal, 6-33 2:39
	00:48	OSU	—	Garrett Owens 40-yard field goal, 6-34 2:58
<b>3rd</b>	08:13	OSU	—	Victor Bolden 4-yard pass from Seth Collins (Owens kick), 16-75 6:47
	03:24	WEB	—	Josh Burton 8-yard interception return (Kealamakia kick)
<b>4th</b>	13:21	OSU	—	Garrett Owens 39-yard field goal, 6-36 1:34
	09:55	OSU	—	Jordan Villamin 44-yard pass from Seth Collins (Owens kick), 5-67 1:53
	03:11	OSU	—	Garrett Owens 45-yard field goal, 8-42 3:13

	WEB	OSU
First Downs	9	22
Rushes-Yards	18-58	56-281
Comp-Att-Int	19-36-1	12-22-1
Passing Yards	120	110
Total Offense	178	391
Fumbles-Lost	1-0	1-0
Penalties-Yards	7-75	7-67
Punts-Average	10-40.7	6-37.7
Punt Returns-Yards	1-4	3-23
Kickoff Returns-Yards	7-123	0-0
Sacks By-Yards Lost	2-11	3-13
Time of Possession	24:35	35:25
3rd Down Conversions	0 of 13	6 of 17
4th Down Conversions	0 of 1	0 of 1

### INDIVIDUAL STATISTICS

**RUSHING - OSU:** Collins 17-152; Barrs-Woods 15-63; Brown 14-54; Nall 2-4; Bolden 5-4; McMaryion 1-4; Dockery 1-3; TEAM 1-(-3). **WEB:** Wilkes 7-37; Garrett 3-16; Clark 6-4; Denby 1-0; Prince 1-(-2); Thomson 0-3.

**PASSING - OSU:** Collins 10-18-0-92-2; McMaryion 2-4-1-18-0. **WEB:** Clark 19-35-1-120-0; Corpus 0-1-0-0-0.

**RECEIVING - OSU:** Villamin 4-70-1; Bolden 3-6-1; Barrs-Woods 2-25; Brown 1-6; Sands 1-3; Clute 1-0. **WEB:** Batchelor 6-51; Livingston 3-26; Thomson 2-17; Satuala 2-12; Denby 2-(-4); Corpus 1-9; Garrett 1-4; Eyolfson 1-3; Wilkes 1-2.

**MISSED FIELD GOALS - OSU:** None. **WEB:** Kealamakia 45 - blocked.

**TACKLES - OSU:** Mageo 7-4-11; Strong 4-2-6; Doctor 2-3-5; Johnson 1-3-4. **WEB:** Burton 5-5-10; T. Johnson 6-3-9; Liljenquist 4-5-9.

**ATTENDANCE** - 35,160.

**WEATHER** - 59 degrees; Wind 15 mph NW, Clouds and sun break.

## GAME 2 — OREGON STATE AT MICHIGAN

OREGON STATE 7  
MICHIGAN 35

Michigan Stadium  
Ann Arbor, Mich. • Sep. 12, 2015


**ANN ARBOR, Mich.** — Oregon State scored first to take a 7-0 lead but could not sustain its early prosperity and fell 35-7 to Michigan at Michigan Stadium.

Michigan (1-1) used a big second quarter to take a 17-7 halftime lead and eased home from there to defeat the Beavers (1-1) and win its first home game under new coach Jim Harbaugh.

OSU quarterback **Seth Collins** was 9 of 16 passing for 79 yards and a 21-yard TD to **Hunter Jarmon** to put the Beavers ahead 7-0 in the first quarter. He also ran for 28 yards.

He was replaced briefly by **Marcus McMaryion** late in the third quarter, but returned in the fourth quarter to finish out the game.

**Chris Brown** led OSU's rushers with 33 yards in seven carries. **Jordan Villamin** and **Victor Bolden** had three receptions apiece.



### BOX SCORE

	1	2	3	4	F
<b>OREGON STATE (1-1)</b>	<b>7</b>	<b>0</b>	<b>0</b>	<b>0</b>	<b>7</b>
<b>MICHIGAN (1-1)</b>	<b>3</b>	<b>14</b>	<b>3</b>	<b>15</b>	<b>35</b>

<b>1st</b>	13:01	OSU	—	Hunter Jarmon 21-yard pass from Seth Collins (Owens kick), 7-79 1:59
	08:20	MICH	—	Allen Kenny 40-yard field goal, 8-41 3:54
<b>2nd</b>	04:03	MICH	—	De'Veon Smith 1-yard run (Kenny kick), 12-69 7:01
	00:12	MICH	—	De'Veon Smith 1-yard run (Kenny kick), 3-3 1:00
<b>3rd</b>	09:25	MICH	—	Allen Kenny 29-yard field goal, 12-78 5:35
<b>4th</b>	14:18	MICH	—	De'Veon Smith 8-yard run (Kenny kick), 5-39 2:06
	03:19	MICH	—	Derrick Green 2-yard run (Kenny kick), 14-73 7:31

	OSU	MICH
First Downs	12	21
Rushes-Yards	33-59	48-225
Comp-Att-Int	9-20-0	18-26-1
Passing Yards	79	180
Total Offense	138	405
Fumbles-Lost	2-1	2-1
Penalties-Yards	8-62	10-105
Punts-Average	7-38.9	3-42.3
Punt Returns-Yards	1-3	3-14
Kickoff Returns-Yards	3-57	1-11
Sacks By-Yards Lost	1-17	2-17
Time of Possession	21:59	38:01
3rd Down Conversions	1 of 11	6 of 13
4th Down Conversions	0 of 2	1 of 1

### INDIVIDUAL STATISTICS

**RUSHING - OSU:** Brown 7-33; Bolden 4-30; Collins 11-28; Sands 3-13; Barrs-Woods 3-13; McMaryion 3-(-7); TEAM 2-(-51). **MICH:** Smith 23-126-3; Green 8-35-1; Isaac 6-35; Houma 2-20; Chesson 1-4; Kerridge 2-3; Johnson 1-3; Douglas 1-3; TEAM 1-(-1); Rudock 3-(-5); Butt 0-2.

**PASSING - OSU:** Collins 9-16-0-79-1; McMaryion 0-3-0-0-0; Bolden 0-1-0-0-0. **MICH:** Rudock 18-26-1-180-0.

**RECEIVING - OSU:** Villamin 3-26; Bolden 3-23; Jarmon 1-21-1; Smith 1-9; Brown 1-0. **MICH:** Darboh 4-50; Butt 4-25; Bunting 2-33; Smith 2-24; Harris 2-0; Williams 1-22; Chesson 1-14; Isaac 1-9; Kerridge 1-3.

**MISSED FIELD GOALS** - None.

**TACKLES - OSU:** Noland-Lewis 6-3-9; Mageo 5-3-8; James 4-3-7. **MICH:** Bolden 4-3-7; Wormley 4-2-6; Wilson 3-2-5.

**ATTENDANCE** - 109,651.

**WEATHER** - Mid 60s; Wind 10-20 mph NW, Mostly cloudy.



## GAME 3 — OREGON STATE VS. SAN JOSE STATE

OREGON STATE 35  
SAN JOSE STATE 21

Reser Stadium  
Corvallis, Ore. • Sept. 19, 2015

**CORVALLIS** — Oregon State exploded for 21 unanswered points in the third quarter and the Beavers overwhelmed San Jose State 35-21 in a nonconference game at Reser Stadium.

The Beavers (2-1) and Spartans (1-2) were tied at 21-21 midway through the third quarter when a special-teams mistake by the Spartans turned a back-and-forth contest in OSU's favor.

Punter Michael Carrizosa dropped a snap and was gang-tackled at the SJSU 15-yard line to put the Beavers in position for the tie-breaking touchdown. Quarterback **Seth Collins** sprinted for 10-yard touchdown two plays later to give the Beavers a 28-21 advantage and they never looked back.


Three plays after Collins' go-ahead touchdown, linebacker **Caleb Saulo** returned an interception 41 yards to paydirt to send the Beavers ahead 35-21. His first career pick capped a 21-point explosion in 3:59 that enabled OSU to complete its nonleague schedule with a winning record for the fourth year in a row.

Senior **Storm Barrs-Woods** rushed for 151 yards and a touchdown on 17 carries in the seventh 100-yard performance of his career. Collins added 114 yards rushing, 135 more passing and accounted for four touchdowns overall to spark an offense that set season-highs in rushing (303), passing (135) and total offense (438).

The defense forced two turnovers and shut out the Spartans in the second half. San Jose State gained just 92 yards after halftime after compiling 161 in the first half; it was 1-for-13 on third down and 1-for-3 on fourth down.

OSU played from behind throughout the first half. A four-yard TD run by Collins tied the score 7-7 with 6:21 left in the first quarter. The Spartans went back ahead 14-7 but OSU evened the score again on a 13-yard TD run by Barrs-Woods with 10:11 remaining in the half.

The Spartans turned an interception into their second turnover-related TD to surge ahead 21-14 with 3:08 left in the half. OSU's **Garrett Owens** missed a 48-yard field goal on with eight seconds to play and the Spartans led 21-14 at the intermission.



### BOX SCORE

	1	2	3	4	F
<b>SAN JOSE STATE (1-2)</b>	7	14	0	0	21
<b>OREGON STATE (1-0)</b>	7	7	21	0	35

<b>1st</b>	10:13	SJSU — Tyler Ervin 4-yard run (Lopez kick), 10-75 4:47
	06:21	OSU — Seth Collins 4-yard run (Owens kick), 10-65 3:52
<b>2nd</b>	14:24	SJSU — Tyler Ervin 6-yard run (Lopez kick), 1-6 0:04
	10:11	OSU — Storm Barrs-Woods 13-yard run (Owens kick), 4-69 1:17
	03:08	OSU — Tyler Winston 6-yard pass from Joe Gray (Lopez kick), 7-26 3:43
<b>3rd</b>	07:34	OSU — Jordan Villamin 31-yard pass from Seth Collins (Owens kick), 6-88 2:22
	05:15	OSU — Seth Collins 10-yard run (Owens kick), 2-15 0:41
	03:35	OSU — Caleb Saulo 41-yard interception return (Owens kick)

	SJSU	OSU
First Downs	14	24
Rushes-Yards	36-104	46-303
Comp-Att-Int	20-33-2	13-25-1
Passing Yards	149	135
Total Offense	253	438
Fumbles-Lost	1-0	1-1
Penalties-Yards	2-20	4-35
Punts-Average	8-55.6	6-43.7
Punt Returns-Yards	1-2	4-32
Kickoff Returns-Yards	4-249	1-25
Sacks By-Yards Lost	0-0	1-8
Time of Possession	33:08	26:52
3rd Down Conversions	1 of 13	5 of 14
4th Down Conversions	1 of 3	0 of 0

### INDIVIDUAL STATISTICS

**RUSHING - OSU:** Barrs-Woods 17-151-1; Collins 16-114-2; Bolden 4-27; Sands 3-10; Brown 3-7; TEAM 3-(-6). **SJSU:** Ervin 21-93-2; Lawson 6-20; Wilson 1-8; Potter 2-4; Watson 1-3; Crawley 1-2; Dadson 1-1; Gray 1-(-8); TEAM 2-(-19).

**PASSING - OSU:** Collins 13-25-1-135-1. **SJSU:** Watson 8-14-1-57-0; Gray 4-10-1-20-1; Potter 8-9-0-72-0.

**RECEIVING - OSU:** Villamin 3-45-1; Barrs-Woods 3-30; Jarmon 3-21; Bolden 2-31; Togiai 1-4; Hawkins 1-4. **SJSU:** Ervin 6-30; Freeman 5-52; Winston 5-50-1; Crawley 2-9; Holmes 1-7; Lawson 1-1.

**MISSED FIELD GOALS - OSU:** Owens 48, 40.

**TACKLES - OSU:** Mageo 7-4-11; Hungalu 7-4-11; Strong 3-5-8; Saulo 2-5-7; Peko 4-2-6. **SJSU:** Tago 6-3-9; Miles 6-0-6; McKnight 5-1-6; Irving 4-2-6.

**ATTENDANCE** - 34,573.

**WEATHER** - 82 degrees; Wind 3 mph NNE, Sunny and beautiful.

## GAME 4 — OREGON STATE VS. STANFORD

SAN JOSE STATE 42  
OREGON STATE 24

Reser Stadium  
Corvallis, Ore. • Sept. 25, 2015

**CORVALLIS** — The Oregon State football team fell to 2-2 on the season following a 42-24 setback to No. 21 Stanford at Reser Stadium in its Pac-12 Conference opener.

The Beavers battled the Cardinal (3-1, 1-0 Pac-12) the entire game and were within 35-24 early in the fourth quarter before Stanford finally pulled away.

Freshman quarterback **Seth Collins** completed 20 of 36 passes for a career-high 275 yards and a touchdown, scored on a four-yard run and either rushed or passed for a score for the fourth game in a row. He now has 306 yards rushing in four games and is on pace to shatter Don Shanklin's 1994 school record of 630 rushing yards by a quarterback.


Seven of his completions went to sophomore receiver **Jordan Villamin**, for 138 yards and a touchdown. Villamin has one TD reception in three of OSU's four games.

Junior linebacker **Caleb Saulo** led the defense with a career-best 13 tackles. He also caused a fumble, one of two turnovers forced by the defense. Sophomore free safety **Justin Strong** had eight tackles to match his season high.

The Beavers were within 21-17 at halftime following a 24-yard field goal with 22 seconds left in the second quarter. They twice rallied from one-touchdown deficits to tie the game at 7-7 and 14-14 before the Cardinal took the lead for good, 21-14 with 3:03 left in the half.

OSU responded with a 12-play, 69-yard drive that resulted in Owens' field goal. Collins and redshirt freshman **Ryan Nall** each scored for the Beavers in the first half. It was the first career touchdown for Nall, a former standout at Central Catholic High School in Portland.

OSU outgained the Cardinal 218-209 in the first half; four backs gained 23 or more yards as the Beavers ground out 111 yards on 23 carries.



### BOX SCORE

	1	2	3	4	F
<b>STANFORD (3-1, 2-0)</b>	14	7	14	7	42
<b>OREGON STATE (2-2, 0-1)</b>	7	10	0	7	24

<b>1st</b>	09:46	STAN — Remound Wright 1-yard run (Ukropina kick), 9-63 5:14
	02:34	OSU — Seth Collins 1-yard run (Owens kick), 10-58 4:14
	01:20	STAN — Austin Hooper 42-yard pass from Kevin Hogan (Ukropina kick), 3-72 1:07
<b>2nd</b>	13:59	OSU — Ryan Nall 5-yard run (Owens kick), 8-76 2:16
	03:03	STAN — Remound Wright 2-yard run (Ukropina kick), 9-70 5:40
	00:22	OSU — Garrett Owens 24-yard field goal, 12-69 2:41
<b>3rd</b>	06:42	STAN — Michael Rector 49-yard pass from Kevin Hogan (Ukropina kick), 7-81 3:37
	02:49	STAN — Barry Sanders 11-yard run (Ukropina kick), 5-55 2:22
<b>4th</b>	13:21	OSU — Jordan Villamin 40-yard pass from Seth Collins (Owens kick), 8-79 2:35
	13:00	STAN — Barry Sanders 65-yard run (Ukropina kick), 1-65 0:14

	STAN	OSU
First Downs	24	20
Rushes-Yards	48-325	36-111
Comp-Att-Int	9-14-1	20-36-0
Passing Yards	163	275
Total Offense	488	386
Fumbles-Lost	1-1	1-1
Penalties-Yards	4-25	6-65
Punts-Average	3-40.0	7-39.4
Punt Returns-Yards	1-3	1-10
Kickoff Returns-Yards	5-104	4-73
Sacks By-Yards Lost	1-8	0-0
Time of Possession	34:35	25:25
3rd Down Conversions	7 of 12	7 of 16
4th Down Conversions	0 of 0	0 of 0

### INDIVIDUAL STATISTICS

**RUSHING - OSU:** Bolden 6-35; Barrs-Woods 12-35; Nall 5-29-1; Collins 13-12-1. **STAN:** McCaffrey 30-206; Sanders 7-97-2; Wright 7-13-2; Love 2-8; Hogan 1-2; TEAM 1-(-1).

**PASSING - OSU:** Collins 20-36-0-275-1. **STAN:** Hogan 9-14-1-163-2.

**RECEIVING - OSU:** Villamin 7-138-1; Bolden 6-15; Guyton 3-47; Barrs-Woods 2-59; Jarmon 2-16. **STAN:** Rector 2-58-1; Hooper 2-50-1; Cajuste 2-18; McCaffrey 1-38; Owusu 1-4; Love 1-(-5).

**MISSED FIELD GOALS - STAN:** Ukropina 28.

**TACKLES - OSU:** Saulo 9-5-14; Strong 5-3-8; Mageo 5-1-6; Decoud 2-3-5. **STAN:** Martinez 9-3-12; Lloyd 5-1-6; Murphy 5-0-5; Holder 5-0-5; Kalambayi 3-2-5; Alfieri 1-4-5.

**ATTENDANCE** - 37,302.

**WEATHER** - 64 degrees; Wind 5 mph N, Mostly cloudy.



## GAME 5 — OREGON STATE AT ARIZONA

ARIZONA  
OREGON STATE

44  
7

Arizona Stadium  
Tucson, Ariz. • Oct. 10, 2015

**TUCSON, Ariz.** — Oregon State freshman quarterback **Seth Collins** rushed for 56 yards and scored on a 17-yard scamper in a 44-7 setback to Arizona in a Pac-12 Conference game at Arizona Stadium.

Collins scored on dash up the middle with 10:59 left in the second quarter, capping a 12-play, 88-yard touchdown drive, OSU's longest of the season. The extra point by **Garrett Owens** cut Arizona's lead to 13-7 but the Beavers were unable to get closer. Collins upped his team-leading rushing total to 362 yards.

Senior tailback **Storm Barrs-Woods** added 60 yards on nine carries with a long run of 20 yards to lead the Beavers (2-3, 0-2 Pac-12). They rushed for 151 total yards and averaged nearly five yards an attempt in the Pac-12 Conference game.

Barrs-Woods became just six sixth back in OSU history to run for more than 2,500 yards. He increased his career total to 2,505 yards and needs just 48 more to pass Dave Schilling (1969-71) for fifth-place all-time.

Junior **Victor Bolden** and sophomore **Jordan Villamin** had three receptions apiece. Collins and redshirt freshman **Marcus McMaryion** combined for 12 completions for 98 yards.

Sophomore safety **Justin Strong** had a team-leading six tackles to lead the defense. Junior linebackers **Kyle Haley** and **Ricky Ortiz** set career highs with five tackles each and senior defensive end **Lavonte Barnett** had a sack.



### BOX SCORE

	1	2	3	4	F
<b>OREGON STATE (2-3, 0-2)</b>	<b>0</b>	<b>7</b>	<b>0</b>	<b>0</b>	<b>7</b>
<b>ARIZONA (4-2, 1-2)</b>	<b>13</b>	<b>21</b>	<b>10</b>	<b>0</b>	<b>44</b>

<b>1st</b>	13:02	ARIZ	—	Nick Wilson 3-yard run (Skowron kick), 9-75 1:58
	05:19	ARIZ	—	Casey Skowron 37-yard field goal, 6-74 1:58
	00:52	ARIZ	—	Casey Skowron 27-yard field goal, 9-61 2:48
<b>2nd</b>	10:59	OSU	—	Seth Collins 17-yard run (Owens kick), 12-88 4:46
	10:17	ARIZ	—	Nick Wilson 7-yard run (Skowron kick), 2-77 0:35
	09:06	ARIZ	—	Orlando Bradford 1-yard run (Skowron kick), 1-1 0:04
	03:44	ARIZ	—	Orlando Bradford 2-yard run (Skowron kick), 15-65 4:36
<b>3rd</b>	09:25	ARIZ	—	Casey Skowron 20-yard field goal, 10-76 3:23
	04:37	ARIZ	—	Orlando Bradford 6-yard run (Skowron kick), 6-45 2:32

	OSU	ARIZ
First Downs	15	27
Rushes-Yards	31-151	58-368
Comp-Att-Int	12-35-1	17-30-0
Passing Yards	98	276
Total Offense	249	644
Fumbles-Lost	0-0	1-0
Penalties-Yards	5-59	7-56
Punts-Average	9-46.4	3-53.7
Punt Returns-Yards	0-0	0-0
Kickoff Returns-Yards	7-131	1-23
Sacks By-Yards Lost	1-3	1-8
Time of Possession	24:14	35:46
3rd Down Conversions	5 of 16	10 of 19
4th Down Conversions	0 of 1	0 of 1

### INDIVIDUAL STATISTICS

**RUSHING - OSU:** Barrs-Woods 9-60; Collins 4-10-0-42-0; VanderVeen 0-1-0-0-0. **ARIZ:** Baker 10-123; Bradford 19-83-3; Wilson 12-78-2; Randall 6-49; Haden 5-31; Dawkins 2-17; T. Johnson 1-8; Solomon 1-(-3); TEAM 2-(-18).

**PASSING - OSU:** Collins 8-24-1-56-0; McMaryion 4-10-0-42-0; VanderVeen 0-1-0-0-0. **ARIZ:** Solomon 17-30-0-276-0.

**RECEIVING - OSU:** Bolden 3-34; Villamin 3-21; Jarmon 2-17; VanderVeen 1-14; Guyton 1-6; Hawkins 1-5; Barrs-Woods 1-1. **ARIZ:** C. Jones 4-29; Phillips 4-26; J. Jackson 3-92; Grant 3-42; Richards 2-61; Wilson 1-22; Solomon 0-4.

**MISSED FIELD GOALS -** None.

**TACKLES - OSU:** Strong 6-0-6; Hungalu 5-0-5; Chappell 4-1-5; Ortiz 4-1-5; Haley 4-1-5; Mageo 2-3-5. **ARIZ:** Magloire 7-2-9; McCall 4-1-5; Matthews 3-2-5; Miller 3-2-5; Parks 2-3-5.

**ATTENDANCE -** 52,987.

**WEATHER -** 90 degrees; Wind 12 mph E, Sunny.

## GAME 6 — OREGON STATE AT WASHINGTON STATE

WASHINGTON STATE  
OREGON STATE

52  
31

Martin Stadium  
Pullman, Wash. • Oct. 17, 2015

**PULLMAN, Wash.** — Oregon State freshman quarterback **Seth Collins** rushed for 124 yards and a touchdown and threw for another score, but the Beavers fell 52-31 to Washington State at Martin Stadium.

It was the third 100-yard game of the season for Collins, who leads the Beavers (2-4, 0-3 Pac-12) with 486 rushing yards. He has thrown or run for a touchdown in every game this season and has accounted for 12 scores overall. His 42-yard run was a career-long.

Junior receiver **Victor Bolden** returned a kickoff 100 yards for a touchdown and also threw a two-point conversion pass. Bolden led the Beavers with six receptions for five receptions for 79 yards.

The Beavers trailed 45-17 at halftime but outscored the Cougars 14-7 in the second half and did not allow an offensive touchdown. OSU had 394 yards of total offense, the most in a Pac-12 game this season and the second-most in any game.

Junior tailback **Chris Brown** blocked a punt in the fourth quarter to give the Beavers the ball deep in WSU territory. He then finished off the drive with a three-yard run for his first TD of the season and the fourth of his career.

Senior tailback **Storm-Barrs Woods** rushed for 29 yards and nine carries and increased his career total to 2,534 yards, sixth all-time. He needs 19 yards to pass Dave Schilling (1969-71) for fifth place. He also had three receptions for 32 yards.

Sophomore **Garrett Owens** kicked a career-long 50-yard field goal in the first quarter; his previous best was 46 yards against WSU in 2014. He added two PATs to stretch his streak of successful conversions to 31 straight.

Sophomore safety **Justin Strong** had 10 tackles to lead the Beavers for the second game in a row. Junior cornerback **Treston Decoud** had eight tackles to establish a career high and sophomore safety **Brandon Arnold** had his first career interception.

The Beavers returned a kickoff for a touchdown, blocked a punt and recovered an onside kick on special teams.



### BOX SCORE

	1	2	3	4	F
<b>OREGON STATE (2-4, 0-3)</b>	<b>3</b>	<b>14</b>	<b>0</b>	<b>14</b>	<b>31</b>
<b>WASHINGTON STATE (4-2, 2-1)</b>	<b>14</b>	<b>31</b>	<b>0</b>	<b>7</b>	<b>52</b>

<b>1st</b>	11:15	WSU	—	River Cracraft 3-yard pass from Luke Falk (Powell kick), 8-49 3:45
	07:20	WSU	—	Dom Williams 3-yard pass from Luke Falk (Powell kick), 7-69 2:42
	01:42	OSU	—	Garrett Owens 50-yard field goal, 15-51 5:32
<b>2nd</b>	14:48	WSU	—	Gabe Marks 23-yard pass from Luke Falk (Powell kick), 8-73 1:49
	11:52	WSU	—	Erik Powell 30-yard field goal, 4-1 1:34
	11:39	OSU	—	Victor Bolden 100-yard kickoff return (Owens kick)
	10:27	WSU	—	Jamal Morrow 8-yard pass from Luke Falk (Powell kick), 3-50 1:12
	07:11	WSU	—	Jamal Morrow 22-yard pass from Luke Falk (Powell kick), 6-69 2:41
	04:21	OSU	—	Seth Collins 12-yard run (Owens kick), 7-80 2:45
	00:17	WSU	—	Dom Williams 11-yard pass from Luke Falk (Powell kick), 10-72 3:59
<b>4th</b>	05:47	OSU	—	Jordan Villamin 9-yard pass from Seth Collins (Owens kick), 5-27 1:46
	03:45	WSU	—	Shalom Luani 84-yard interception return (Powell kick)
	01:22	OSU	—	Chris Brown 3-yard run (Collins pass failed), 2-24 0:13

	OSU	WSU
First Downs	21	32
Rushes-Yards	45-218	22-111
Comp-Att-Int	17-30-2	40-52-2
Passing Yards	176	409
Total Offense	394	520
Fumbles-Lost	1-0	2-1
Penalties-Yards	11-86	6-60
Punts-Average	3-41.7	2-19.0
Punt Returns-Yards	2-14	0-0
Kickoff Returns-Yards	4-130-1	4-86
Sacks By-Yards Lost	2-29	2-9
Time of Possession	29:17	30:43
3rd Down Conversions	4 of 13	8 of 12
4th Down Conversions	1 of 4	0 of 0

### INDIVIDUAL STATISTICS

**RUSHING - OSU:** Collins 23-124-1; Nall 4-32; Barrs-Woods 9-29; Haskins 2-25; Bolden 2-8; Brown 3-5-1; Lucas 1-1; Porebski 1-(-6). **WSU:** Wicks 8-69; Harrington 5-42; Morrow 3-11; Martin 1-11; TEAM 2-(-3); Falk 3-(-19).

**PASSING - OSU:** Collins 17-30-1-176-1. **WSU:** Falk 39-50-2-407-6; Bender 1-2-0-2-0.

**RECEIVING - OSU:** Bolden 6-79; Barrs-Woods 3-32; Jarmon 3-25; Villamin 2-15-1; Guyton 2-14; Dockery 1-11. **WSU:** D. Williams 11-158-2; Marks 6-95-1; Harrington 4-39; Cracraft 4-27-1; Morrow 3-31-2; Martin 3-21; Priestner 3-15; Thompson 2-11; Lewis 2-9; Baker 1-5; Wicks 1-(-2).

**MISSED FIELD GOALS -** None.

**TACKLES - OSU:** Strong 7-3-10; Decoud 4-4-8; Mageo 5-1-6; Saulo 2-3-5; Chappell 4-2-1. **WSU:** Pelluer 10-1-11; Luani 8-3-11; Henry 3-6-9.

**ATTENDANCE -** 32,952.

**WEATHER -** 65 degrees; Wind 10-15 mph W, Sunny.





## THE LAST TIME OREGON STATE...

**Beat a ranked team** — No. 7 Arizona State (11/15/14)

**Beat ranked teams in back-to-back games** —

No. 13 Wisconsin (9/8/12) & No. 19 UCLA (9/22/12)

**Returned a punt for a TD** — Clayton York, 41 yards (on a blocked punt), Arizona (10/8/11)

\*last traditional punt return for TD - Jordan Poyer, 85 yards, UCLA (9/24/11)

**Returned a kickoff for a TD** — Victor Bolden, 100 yards, at Washington State (10/17/15)

**Returned a fumble for a TD** — Rashaad Reynolds, 70 yards, vs. Boise State (12/24/13)

**Returned a two fumbles for TDs in same game** —

Rashaad Reynolds, 3 & 70 yards, vs. Boise State (12/24/13)

**Returned an interception for a TD** — Caleb Saulo, 41 yards, San Jose State (9/19/15)

**Returned a blocked punt for TD** — Clayton York, Arizona (10/8/11) — blocked by Clayton York

**Blocked a punt** — Chris Brown, at Washington State (10/17/15)

**Recovered a blocked FG for TD** — Dennis Weathersby, 83 yards, UCLA (10/5/02)

— blocked by Nick Barnett.

**Blocked a Field Goal** — Jaswha James, Weber State (9/4/15)

**Blocked a PAT** — Mana Rosa, at Arizona State (11/16/13)

**Recorded a safety** — Oregon (11/29/14); Wild snap out of end zone

**Scored a 2-point conversion** — Connor Hamlett pass from Sean Mannion, at Utah (9/14/13)

**Scored a 2-point defensive TD** — Keith Heyward-Johnson at Washington (10/7/00)

**Missed a PAT** — Trevor Romaine, Washington (11/23/13)

**Shut out an opponent** — 3-0, vs. Pittsburgh - 2008 Sun Bowl (12/31/08)

**Shut out an opponent at home** — 38-0, Idaho (9/23/06)

**Shut out an opponent on the road** — 0-0, at Oregon (11/19/83)

**Lineman scored a TD** — 24-yard INT — Jeff Van Orsow, Stanford (11/12/05)

**Player scored 3 touchdowns** — 1 rush, 2 rec. — Brandin Cooks, at Washington State (10/12/13)

**Player scored 4 touchdowns** — 3 rush, 1 rec. — Jacquizz Rodgers, at Washington (10/16/10)

**Player scored 5 touchdowns** — 4 rush, 1 rec. — Steven Jackson, New Mexico (12/24/03)

**Player responsible 6 touchdowns** — 6 pass — Sean Mannion, Colorado (9/28/13)

**Kicked 3 field goals** — 30, 40, 39, 45 — Garrett Owens, Weber State (9/4/15)

**Kicked 4 field goals** — 30, 40, 39, 45 — Garrett Owens, Weber State (9/4/15)

**Had a player rush for 100+ yards** — 124, Seth Collins, Washington State (10/17/15)

**Had a player rush for 200+ yards** — 223, Malcolm Agnew, Sacramento State (9/3/11)

**Had a QB rush for 100+ yards** — 124, Seth Collins, Washington State (10/17/15)

**Had two players rush for 100+ yards** — 151, Storm Barrs-Woods & 114, Seth Collins,

San Jose State (11/19/15)

**Had a true freshman rush for 100-plus yards** — 124, Seth Collins, Washington State (10/17/15)

**Had a rush of 50+ yards** — 66, Terron Ward, Arizona State (11/15/14)

**Had a rush of 60+ yards** — 66, Terron Ward, Arizona State (11/15/14)

**Had a rush of 70+ yards** — 78, Storm Woods, Arizona State (11/15/14)

**Had a rush of 80+ yards** — 80, Steven Jackson, UCLA (9/28/02)

**Had a player pass for 5+ touchdowns** — 6, Sean Mannion, Colorado (9/28/13)

**Had a player pass for 300+ yards** — 314, Sean Mannion, at Washington (11/22/14)

**Had a player pass for 400+ yards** — 419, Sean Mannion, Washington State (11/8/14)

**Had a player pass for 800+ yards in consecutive games** — 907 & 974, Sean Mannion, 414, Colorado (9/28/13) & 493 at Washington State (10/12/13) & 481 at California (10/19/13)

**Had a player with 100+ receiving yards** — 138, Jordan Villamin, Stanford (9/29/15)

**Had a player with 200+ receiving yards** — 232, Brandin Cooks, at California (10/19/13)

**Had a running back 100+ receiving yards** — 103, Terron Ward, Colorado (9/28/13)

**Had a tight end 100+ receiving yards** — 119, Connor Hamlett, at Arizona State (11/16/13)

**Had two players with 100+ receiving yards** — 140, Jordan Villamin & 119, Victor Bolden, California (11/1/14)

**Had a player with 100+ yards rushing & two with 100+ receiving** — Arizona State (11/3/12)

Terron Ward, 146 rush; Brandin Cooks, 116 rec.; Markus Wheaton, 108 rec.

**Had a player with 10+ receptions** — 10, Victor Bolden, Washington State (11/8/14)

**Had a reception of 50+ yards** — 72, Victor Bolden from Sean Mannion, at Washington (11/22/14)

**Had a reception of 60+ yards** — 72, Victor Bolden from Sean Mannion, at Washington (11/22/14)

**Had a reception of 70+ yards** — 72, Victor Bolden from Sean Mannion, at Washington (11/22/14)

**Had a reception of 80+ yards** — 87, James Rodgers from Sean Canfield, Portland St. (9/5/09)

**Had a reception of 90+ yards** — 90, Mike Hass from Derek Anderson at USC (12/6/03)

**Had a player with 3 quarterback sacks** — 3-0-18, Scott Crichton, Washington State (10/6/12)

**Had a player with 3 tackles-for-loss** — 3-0-15, Scott Crichton, vs. Boise State (12/24/13)

**Had a player with 2+ interceptions** — 2, Tyreque Zimmerman, Portland State (8/30/14)

**Had a player with 3+ interceptions** — 3, Jordan Poyer, Washington State (10/6/12)

**Had a player with 4 pass breakups** — 5, Rashaad Reynolds, at Arizona (9/29/12)

**Had a player with 2+ forced fumbles** — 2, Rashaad Reynolds, at Washington State (10/12/13)

**Had a player with 2+ fumble recoveries** — 2, Rashaad Reynolds, vs. Boise State (12/24/13)

**Had 500+ yards of total offense** — 504, Portlant State (8/30/14)

**Allowed 500+ yards of total offense in a win** — 538, vs. Boise State (12/24/13)

**Allowed fewer than 100 yards of total offense in a half** — 92, San Jose State (9/19/15)

**Forced 4+ turnovers** — 5, Portland State (8/30/14)

**Forced 5+ turnovers** — 5, Portland State (10/30/14)

**Forced 4+ turnovers in back-to-back games** —

6, at Washington State (10/12/13) & 4, at California (10/19/13)

**Committed 10+ penalties** — 11 for 86 yards, at Washington State (10/17/15)

**Committed 14+ penalties** — 14 for 120 yards, at Washington State (10/22/11)

**Committed 100+ yards in penalties** — 100, Washington State (11/8/14)

**Committed 139+ yards in penalties** — 139, at Arizona State (10/1/11)

## THE LAST TIME AN OPPONENT...

**Returned a punt for a TD** — Ty Montgomery, 50 yards at Stanford (10/25/14)

**Returned a kickoff for a TD** — Jonathan Stewart, 97 yards at Oregon (11/19/05)

**Returned a fumble for a TD** — Antonio Longino, 36 yards, Arizona State (11/15/14)

**Returned an INT for a TD** — Shalom Luani, 84yards, at Washington State (10/17/15)

**Returned a blocked punt for a TD** — Marcus Barnett, 1 yard at Cincinnati (9/6/06)

— blocked by Mardy Gilyard

**Blocked a punt** — Lance Williams, at Hawai'i (9/6/14)

**Blocked a Field Goal** — Davon Coleman, at Arizona State (11/16/13)

**Blocked a PAT** — Trent Murphy, Stanford (10/26/13)

**Recorded a safety** — Arizona State (11/3/12) — Blocked punt out of the end zone

**Scored a 2-point conversion** — De'Veon Smith pass from Jake Rudock, at Michigan (9/12/15)

**Scored a 2-point defensive TD** — Tim Smith, Stanford (11/19/96) — 100 yards

**Missed a PAT** — Zane Gonzalez, at Arizona State (11/16/13) — blocked

**Shut out Oregon State in Corvallis** — 23-0, USC (11/15/97)

**Shut out Oregon State on the road** — 35-0, at Wisconsin (9/10/11)

**Player scored 3 touchdowns** — 3 rushing — Orlando Bradford, at Arizona (10/10/15)

**Player scored 4 touchdowns** — 4 receiving — Jermaine Kearse, at Washington (10/16/10)

**Player scored 5 touchdowns** — 5 rush — Ian Johnson, at Boise State (9/7/2006)

**Player responsible 4 touchdowns** — 6 pass — Luke Falk, at Washington State (10/17/15)

**Kicked 3 field goals** — 37, 27, 20 — Casey Skowron, at Arizona (10/10/15)

**Kicked 4 field goals** — 27, 34, 44, 29 — Thomas Weber, at Arizona State (11/1/08)

**Had a player rush for 100+ yards** — 123, Jared Baker, at Arizona (10/10/15)

**Had a player rush for 200+ yards** — 206, Christian McCaffrey, Stanford (9/25/15)

**Had two players rush for 100+ yards** — 179, Bishop Sankey & 166, Deontae Cooper & 141, Dwayne

Washington, Washington (11/23/13)

**Had a rush of 50+ yards** — 73, Jared Baker, at Arizona (10/10/15)

**Had a rush of 60+ yards** — 73, Jared Baker, at Arizona (10/10/15)

**Had a rush of 70+ yards** — 73, Jared Baker, at Arizona (10/10/15)

**Had a rush of 80+ yards** — 83, Jeremiah Johnson, Oregon (11/29/08)

**Had a player pass for 5+ touchdowns** — 6, Luke Falk, at Washington State (10/17/15)

**Had a player pass for 300+ yards** — 407, Luke Falk, at Washington State (10/17/15)

**Had a player pass for 400+ yards** — 407, Luke Falk, at Washington State (10/17/15)

**Had a player with 100+ receiving yards** — 158, Dom Williams, at Washington State (10/17/15)

**Had a player with 200+ receiving yards** — 206, Matt Miller, vs. Boise State (12/24/13)

**Had two players with 100+ receiving yards** — 43, Vince Mayle & 113, Tyler Baker,

Washington State (11/8/14)

**Had a player with 10+ receptions** — 11, Dom Williams, at Washington State (10/17/15)

**Had a reception of 50+ yards** — 70, Johnny Jackson from Anu Solomon, at Arizona (10/10/15)

**Had a reception of 60+ yards** — 70, Johnny Jackson from Anu Solomon, at Arizona (10/10/15)

**Had a reception of 70+ yards** — 70, Johnny Jackson from Anu Solomon, at Arizona (10/10/15)

**Had a reception of 80+ yards** — 85, Matt Miller from Grant Hedrick, vs. Boise State (12/24/13)

**Had a reception of 90+ yards** — 95, Stephan Baker from Kevin Sweeney, Fresno State (9/21/85)

**Had a player with 3 quarterback sacks** — 4-5-39, Alex Okafor, vs. Texas - Alamo Bowl (12/29/12)

**Had a player with 2+ interceptions** — 2, Shalom Luani, at Washington State (10/17/15)

**Had a player with 2+ fumble recoveries** — 2, Keanon Lowe, Oregon (11/24/12)

**Had 500+ yards of total offense** — 520, at Washington State (10/17/15)

**Had 600+ yards of total offense** — 644, at Arizona (10/10/15)

**Allowed fewer than 100 yards of total offense in a half** — 4, at Michigan (9/12/15)

**Forced OSU into 4+ turnovers** — 4, Washington (11/23/13)

**Forced OSU into 5+ turnovers** — 5, at Arizona State (11/16/13)

**Forced OSU into 6+ turnovers** — 6, Oregon (11/24/12)

**Committed 10+ penalties** — 10 for 105 yards, at Michigan (9/12/15)

**Committed 14+ penalties** — 14 for 124 yards, at USC (9/24/14)

**Committed 100+ yards in penalties** — 105, at Michigan (9/12/15)

**Committed 125+ yards in penalties** — 172 yards (15), California (11/17/12)





## OREGON STATE SCORING DRIVES

Qtr.	Opponent	Time	Scoring Play	Conversion	Plays-Yards	TOP	Score
2nd	Weber State	10:22	Garrett Owens 30-yd field goal		6-33	2:39	3-0
2nd	Weber State	00:48	Garrett Owens 40-yd field goal		6-34	2:58	6-0
3rd	Weber State	08:13	Victor Bolden 4-yd pass from Seth Collins	Garrett Owens kick	16-75	6:47	13-0
4th	Weber State	13:31	Garrett Owens 39-yd field goal		6-36	1:34	16-7
4th	Weber State	09:55	Jordan Villamin 44-yd pass from Seth Collins	Garrett Owens kick	5-67	1:53	23-7
4th	Weber State	03:11	Garrett Owens 45-yd field goal		8-42	3:13	26-7
1st	@ Michigan	13:01	Hunter Jarmon 21-yd pass from Seth Collins	Garrett Owens kick	7-79	1:59	7-0
1st	San Jose State	06:21	Seth Collins 4-yd run	Garrett Owens kick	10-65	3:52	7-7
2nd	San Jose State	10:11	Storm Barrs-Woods 13-yd run	Garrett Owens kick	4-69	1:17	14-14
3rd	San Jose State	07:34	Jordan Villamin 31-yd pass from Seth Collins	Garrett Owens kick	6-88	2:22	21-21
3rd	San Jose State	05:15	Seth Collins 10-yd run	Garrett Owens kick	2-15	0:41	28-21
3rd	San Jose State	03:35	Caleb Saulo 41-yd interception return	Garrett Owens kick			35-21
1st	Stanford	02:34	Seth Collins 1-yd run	Garrett Owens kick	10-58	4:14	7-7
2nd	Stanford	13:59	Ryan Nall 5-yd run	Garrett Owens kick	8-76	2:16	14-14
2nd	Stanford	00:22	Garrett Owens 24-yd field goal		12-69	2:41	17-21
4th	Stanford	13:21	Jordan Villamin 40-yd pass from Seth Collins	Garrett Owens kick	8-79	2:35	24-35
2nd	@ Arizona	10:59	Seth Collins 17-yd run	Garrett Owens kick	12-88	4:46	7-13
1st	@ Washington State	01:42	Garrett Owens 50-yard field goal		15-51	5:32	3-14
2nd	@ Washington State	11:39	Victor Bolden 100-yard kickoff return	Garrett Owens kick			10-24
2nd	@ Washington State	04:21	Seth Collins 12-yard run	Garrett Owens kick	7-80	2:45	17-38
4th	@ Washington State	05:47	Jordan Villamin 9-yard pass from Seth Collins	Villamin pass from Bolden	5-27	1:46	25-45
4th	@ Washington State	01:22	Chris Brown 3-yard run	Collins pass failed	2-24	0:13	31-52

## OPPONENT SCORING DRIVES

Qtr.	Opponent	Time	Scoring Play	Conversion	Plays-Yards	TOP	Score
3rd	Weber State	03:24	Josh Burton 8-yd interception return	Josh Kealamakia kick			7-13
1st	@ Michigan	08:20	Allen Kenny 40-yd field goal		8-41	3:54	3-7
2nd	@ Michigan	04:03	De'Veon Smith 1-yd run	Allen Kenny kick	12-69	7:01	10-7
2nd	@ Michigan	00:12	De'Veon Smith 1-yd run	Allen Kenny kick	3-3	1:00	17-7
3rd	@ Michigan	09:25	Allen Kenny 29-yd field goal		12-78	5:35	20-7
4th	@ Michigan	14:18	De'Veon Smith 8-yd run	Smith pass from Rudock	5-39	2:06	28-7
4th	@ Michigan	03:19	Derrick Green 2-yd run	Allen Kenny kick	14-73	7:31	35-7
1st	San Jose State	10:13	Tyler Ervin 4-yd run	Austin Lopez kick	10-75	4:47	7-0
2nd	San Jose State	14:24	Tyler Ervin 6-yd run	Austin Lopez kick	1-6	0:04	14-7
2nd	San Jose State	03:08	Tyler Winston 6-yd pass from Joe Gray	Austin Lopez kick	7-26	3:43	21-14
1st	Stanford	09:46	Remound Wright 1-yd run	Conrad Ukropina kick	9-63	5:14	7-0
1st	Stanford	01:20	Austin Hooper 42-yd pass from Kevin Hogan	Conrad Ukropina kick	3-72	1:07	14-7
2nd	Stanford	03:03	Remound Wright 2-yd run	Conrad Ukropina kick	9-70	5:40	21-14
3rd	Stanford	06:42	Michael Rector 49-yd pass from Kevin Hogan	Conrad Ukropina kick	7-81	3:37	28-17
3rd	Stanford	02:49	Barry Sanders 11-yd run	Conrad Ukropina kick	5-55	2:22	35-17
4th	Stanford	13:00	Barry Sanders 65-yd run	Conrad Ukropina kick	1-65	0:14	42-24
1st	@ Arizona	13:02	Nick Wilson 3-yd run	Casey Skowron kick	9-75	1:58	7-0
1st	@ Arizona	05:19	Casey Skowron 37-yd field goal		6-74	1:58	10-0
1st	@ Arizona	00:52	Casey Skowron 27-yd field goal		9-61	2:48	13-0
2nd	@ Arizona	10:17	Nick Wilson 7-yd run	Casey Skowron kick	2-77	0:35	20-7
2nd	@ Arizona	09:06	Orlando Johnson 1-yd run	Casey Skowron kick	1-1	0:04	27-7
2nd	@ Arizona	03:44	Orlando Johnson 2-yd run	Casey Skowron kick	15-65	4:36	34-7
3rd	@ Arizona	09:25	Casey Skowron 20-yd field goal		10-76	3:23	37-7
3rd	@ Arizona	04:37	Orlando Johnson 6-yd run	Casey Skowron kick	6-45	2:32	44-7
1st	@ Washington State	11:15	River Cracraft 3-yard pass from Luke Falk	Erik Powell kick	8-49	3:45	7-0
1st	@ Washington State	07:20	Dom Williams 3-yard pass from Luke Falk	Erik Powell kick	7-69	2:42	14-0
2nd	@ Washington State	14:48	Gabe Marks 23-yard pass from Luke Falk	Erik Powell kick	8-73	1:49	21-3
2nd	@ Washington State	11:52	Erik Powell 30-yard field goal		4-1	1:34	24-3
2nd	@ Washington State	10:27	Jamal Morrow 8-yard pass from Luke Falk	Erik Powell kick	3-50	1:12	31-10
2nd	@ Washington State	07:11	Jamal Morrow 22-yard pass from Luke Falk	Erik Powell kick	6-69	2:41	38-10
2nd	@ Washington State	00:17	Dom Williams 11-yard pass from Luke Falk	Erik Powell kick	10-72	3:59	45-17
4th	@ Washington State	03:45	Shalom Luani 84-yard interception return	Erik Powell kick			52-25



THIRD DOWN CONVERSIONS

Oregon State											
3rd & 1	3rd & 2	3rd & 3	3rd & 4	3rd & 5	3rd & 6	3rd & 7	3rd & 8	3rd & 9	3rd & 10	3rd & 11+	Total
8-8	5-10	2-6	4-8	2-5	2-8	3-10	1-6	0-4	0-7	1-15	28-87

Opponents											
3rd & 1	3rd & 2	3rd & 3	3rd & 4	3rd & 5	3rd & 6	3rd & 7	3rd & 8	3rd & 9	3rd & 10	3rd & 11+	Total
14-15	4-8	1-7	2-5	0-4	2-12	1-8	0-5	1-4	3-4	3-10	32-82

OFFENSIVE STARTERS

		LT	LT	C	RG	RT	TE	WR	WR	WR	QB	RB
8/30	Weber State	Harlow	Lauina	J. Mitchell	Seumalo	Stanton	Clute	Villamin	Bolden	Jarmon	Collins	Barrs-Wood
9/6	@ Michigan	Harlow	Lauina	J. Mitchell	Seumalo	Stanton	Smith	Villamin	Bolden	Clute (TE)	Collins	Brown
9/20	San Jose State	Harlow	Lauina	J. Mitchell	Seumalo	Stanton	Clute	Villamin	Bolden	Jarmon	Collins	Barrs-Woods
9/25	Stanford	Harlow	Lauina	J. Mitchell	Seumalo	Stanton	Clute	Villamin	Bolden	Jarmon	Collins	Barrs-Woods
10/10	@ Arizona	Harlow	Lauina	J. Mitchell	Seumalo	Stanton	Clute	Villamin	Bolden	Togiai (H-B)	Collins	Barrs-Woods
10/17	@ Washington St.	Harlow	Lauina	J. Mitchell	Seumalo	Stanton	VanderVeen	Villamin	Bolden	Jarmon	Collins	Barrs-Woods

DEFENSIVE STARTERS

		LE	NT	RE	LB	LB	LB	LB	LCB	SS	FS	RCB
8/30	Weber State	Barnett	Peko	Failauga	James	Mageo	Saulo	Ugwoegbu	Decoud	Noland-Lewis	Strong	Scott
9/6	@ Michigan	Barnett	Peko	Failauga	James	Mageo	Saulo	Vakameilalo (DT)	Decoud	Noland-Lewis	Strong	Scott
9/20	San Jose State	James	Peko	Failauga	Hungalu	Chappell (NB)	Saulo	Ugwoegbu	Decoud	Noland-Lewis	Strong	Scott
9/25	Stanford	James	Peko	Failauga	Haley	Mageo	Saulo	Grimble (DT)	Decoud	Noland-Lewis	Strong	Scott
10/10	@ Arizona	James	Peko	Pritchard	Hungalu	Mageo	Saulo	Chappell (NB)	Decoud	Noland-Lewis	Strong	Scott
10/17	@ Washington St.	James	Peko	Barnett	Houston (DT)	Mageo	Saulo	Chappell (NB)	D. Williams	Noland-Lewis	Strong	Scott

GAME-BY-GAME OFFENSIVE TOTALS

Oregon State				Opponents			
Opponent	Rush	Pass	Total Offense	Rush	Pass	Total Offense	
Weber State	56-281-0 TD	12-22-110-2 TD	391	18-58-0 TD	19-36-120-0 TD	178	
@ Michigan	33-59-0 TD	9-20-79-1 TD	138	48-225-4 TD	18-26-180-0 TD	405	
San Jose State	46-303-3 TD	13-25-135-1 TD	438	36-104-2 TD	20-33-149-1 TD	253	
Stanford	36-111-2 TD	20-36-275-1 TD	386	48-325-4 TD	9-14-163-2 TD	488	
@ Arizona	31-151-1 TD	12-35-98-0 TD	249	58-368-5 TD	17-30-276-0 TD	644	
@ Washington State	45-218-2 TD	17-30-176-1 TD	394	22-111-0 TD	40-52-409-6 TD	520	

EXPLOSIVE PLAYS - OREGON STATE

(PLAYS OF 25 YARDS FROM SCRIMMAGE):

OREGON STATE

Opp.	Qtr.	Play
WEBER	4th	Jordan Villamin, 44-yard pass from Seth Collins
MICH	1st	Chris Brown, 26-yard rush
SJSU	2nd	Seth Collins, 30-yard rush
SJSU	3rd	Storm Barrs-Woods, 38-yard rush
STAN	1st	Storm Barrs-Woods, 36-yard pass from Seth Collins
STAN	2nd	Jordan Villamin, 29-yard pass from Seth Collins
STAN	4th	Jordan Villamin, 40-yard TD pass from Seth Collins
WSU	2nd	Seth Collins, 42-yard rush

EXPLOSIVE PLAYS - OPPONENT

(PLAYS OF 25 YARDS FROM SCRIMMAGE):

OPPONENTS

Opp.	Qtr.	Play
STAN	2nd	Christian McCaffrey, 38-yard pass from Kevin Hogan
STAN	3rd	Michael Rector, 49-yard pass from Kevin Hogan
STAN	3rd	Christian McCaffrey, 33-yard rush
STAN	4th	Barry Sanders, 65-yard TD rush
ARIZ	1st	David Richards, 50-yard pass from Anu Solomon
ARIZ	1st	Jared Baker, 73-yard rush
ARIZ	2nd	Johnny Jackson, 70-yard pass from Anu Solomon
WSU	1st	Dom Williams, 26-yard pass from Luke Falk
WSU	2nd	Dom Williams, 28-yard pass from Luke Falk

## OREGON STATE RED ZONE EFFICIENCY

Opponent	Inside RZ	Times Scored	Total Pts	TDs	Rush/Pass	TD Pct.	FG	Scoring Pct.	RZ Turnovers
Weber State	3	3	13	1	0/1	.333	2	1.000	0
@ Michigan	1	1	7	1	0/1	1.000	0	1.000	0
San Jose State	5	3	21	3	3/0	.600	0	.600	0
Stanford	3	3	17	2	2/0	.667	1	1.000	0
@ Arizona	1	1	7	1	1/0	1.000	0	1.000	0
@ Washington State	4	3	22	3	2/1	.750	0	.750	0

## OPPONENT RED ZONE EFFICIENCY

Opponent	Inside RZ	Times Scored	Total Pts	TDs	Rush/Pass	TD Pct.	FG	Scoring Pct.	RZ Turnovers
Weber State	0	0	0	0	0/0	—	0	—	0
@ Michigan	5	5	31	4	4/0	.800	1	1.000	0
San Jose State	3	3	21	3	2/1	1.000	0	1.000	0
Stanford	4	3	21	3	3/0	.750	0	.750	0
@ Arizona	10	8	44	5	5/0	.500	3	.800	0
@ Washington State	5	5	31	4	0/4	.800	1	1.000	0

## TURNOVER MARGIN

Opponent	OSU	Opp.	Margin
Weber State	1	1	E
@ Michigan	1	2	+1
San Jose State	2	2	E
Stanford	1	2	+1
@ Arizona	1	0	-1
@ Washington State	2	3	+1

## 3RD DOWN CONV.

Opp.	OSU	Opp.
6-17	0-13	
1-11	6-13	
5-14	1-13	
7-16	7-12	
5-16	10-19	
4-13	8-12	

## TACKLE LEADERS

Player (Tackles)
Rommel Mageo (11), Justin Strong (6)
Cyril Noland-Lewis (9), Rommel Mageo (8)
Rommel Mageo & Manase Hungalu (11)
Caleb Saulo (14), Justin Strong (8)
Justin Strong (6)
Justin Strong (10), Treston Decoud (8)

## OREGON STATE TURNOVERS FORCED

Player	DN	Result
Manase Hungalu, INT vs. Weber State (Clark pass)	3-2	FG
Rommel Mageo, FR / Rommel Mageo, FF @ Michigan (Rudock sack)	3-4	Fumble
Rommel Mageo, INT @ Michigan (Rudock pass)	1-15	Punt
Caleb Saulo, INT vs. San Jose State (Gray pass)	3-6	TD
Ricky Ortiz, INT vs. San Jose State (Watson pass)	1-10	Punt
Cyril Noland-Lewis, INT vs. Stanford (Hogan pass)	3-9	TD
Manase Hungalu, FR / Caleb Saulo, FF vs. Stanford (McCaffrey rush)	1-10	TD
Rommel Mageo, INT @ Washington State (Falk pass)	1-10	Downs
Brandon Arnold, INT @ Washington State (Falk pass)	3-20	TD
Malik Gilmore, FR @ Washington State (Luani kickoff return)		INT

## OPPONENT TURNOVERS FORCED

Player	DN	Result
Josh Burton, INT vs. Weber State (McMaryion pass)	1-10	TD
Joe Bolden, FR / Taco Charlton, FF @ Michigan (Bolden rush)	2-10	FG
S.J. Smith, FR vs. San Jose State (Dockery muffed punt)	Punt Return	TD
Cleveland Wallace, INT vs. San Jose State (Collins pass)	1-10	TD
Joey Alfieri, FR vs. Stanford (Collins mishandled snap)	2-11	Missed FG
Anthony Fotu, INT @ Arizona (Collins pass)	3-20	TD
Shalom Luani, INT TD @ Washington State (Collins pass)	1-10	TD
Shalom Luani, INT @ Washington State (Collins pass)	3-10	Punt



## QUARTERBACKS

### 3 • McMARYION, Marcus (PASSING)

	Comp	Att	Yds	TD	Int	LG
Weber State	2	4	18	0	1	10
@ Michigan	0	3	0	0	0	—
San Jose State			DNP			
Stanford			DNP			
@ Arizona	4	10	42	0	0	24
@ Washington State			DNP			

### 4 • COLLINS, Seth (PASSING)

	Comp	Att	Yds	TD	Int	LG
Weber State	10	18	92	2	0	44
@ Michigan	9	16	79	1	0	21
San Jose State	13	25	135	1	1	31
Stanford	20	36	275	2	0	40
@ Arizona	8	24	56	0	1	14
@ Washington State	17	30	176	1	2	21

### 4 • COLLINS, Seth (RUSHING)

	Rush	Net	TD	LG
Weber State	17	152	0	24
@ Michigan	11	28	0	17
San Jose State	16	114	2	30
Stanford	13	12	1	6
@ Arizona	10	56	1	17
@ Washington State	23	124	1	42

## RUNNING BACKS

### 1 • BROWN, Chris

	Rush	Net	TD	LG	Rec.	Yds	TD	LG
Weber State	14	54	0	11	1	6	0	6
@ Michigan	7	33	0	26	1	0	0	0
San Jose St.	3	7	0	7	0	0	0	0
Stanford				DNP				
@ Arizona	0	0	0	0	0	0	0	0
@ Wash. St.	3	5	1	4	0	0	0	0

### 21 • SANDS, Deltron

	Rush	Net	TD	LG	Rec.	Yds	TD	LG
Weber State	0	0	0	0	1	3	0	3
@ Michigan	3	13	0	6	0	0	0	0
San Jose St.	3	10	0	8	0	0	0	0
Stanford	0	0	0	0	0	0	0	0
@ Arizona				DNP				
@ Wash. St.				DNP				

### 24 • BARRS-WOODS, Storm

	Rush	Net	TD	LG	Rec.	Yds	TD	LG
Weber State	15	63	0	8	2	25	0	14
@ Michigan	3	13	0	8	0	0	0	0
San Jose St.	17	151	1	38	3	30	0	16
Stanford	12	35	0	0	2	59	0	36
@ Arizona	9	60	0	20	1	1	0	1
@ Wash. St.	9	29	0	12	3	32	0	13

### 34 • NALL, Ryan

	Rush	Net	TD	LG	Rec.	Yds	TD	LG
Weber State	2	4	0	3	0	0	0	0
@ Michigan	0	0	0	0	0	0	0	0
San Jose St.	0	0	0	0	0	0	0	0
Stanford	5	29	1	9	0	0	0	0
@ Arizona	8	30	0	30	0	0	0	0
@ Wash. St.	4	32	0	15	0	0	0	0

## RECEIVERS

### 2 • JARMON, Hunter

	Rec.	Yds	TD	LG
Weber State	0	0	0	0
@ Michigan	1	21	1	21
San Jose State	3	21	0	14
Stanford	2	16	0	12
@ Arizona	2	17	0	10
@ Washington State	3	25	0	14

### 6 • BOLDEN, Victor

	Rush	Net	TD	LG	Rec.	Yds	TD	LG
Weber State	5	4	0	4	3	6	1	6
@ Michigan	4	30	0	21	3	23	0	16
San Jose St.	4	27	0	18	2	31	0	20
Stanford	6	35	0	9	6	15	0	7
@ Arizona	0	0	0	0	3	34	0	24
@ Wash. St.	2	8	0	6	6	79	0	21

### 7 • HAWKINS, Xavier

	Rush	Net	TD	LG	Rec.	Yds	TD	LG
Weber State	0	0	0	0	0	0	0	0
@ Michigan	0	0	0	0	0	0	0	0
San Jose St.	0	0	0	0	1	4	0	4
Stanford	0	0	0	0	0	0	0	0
@ Arizona	0	0	0	0	1	5	0	5
@ Wash. St.				DNP				

### 9 • GUYTON, Datrin

	Rec.	Yds	TD	LG
Weber State	0	0	0	0
@ Michigan	0	0	0	0
San Jose State				DNP
Stanford	3	47	0	23
@ Arizona	1	6	0	6
@ Washington State	2	14	0	7

### 13 • VILLAMIN, Jordan

	Rec.	Yds	TD	LG
Weber State	4	70	1	44
@ Michigan	3	26	0	12
San Jose State	3	45	1	31
Stanford	7	138	1	40
@ Arizona	3	21	0	10
@ Washington State	2	15	1	9

### 81 • VANDERVEEN, Brent

	Rec.	Yds	TD	LG
Weber State	0	0	0	0
@ Michigan	0	0	0	0
San Jose State	0	0	0	0
Stanford	0	0	0	0
@ Arizona	1	14	0	14
@ Washington State	0	0	0	0

### 81 • TOGIAI, Noah

	Rec.	Yds	TD	LG
Weber State				DNP
@ Michigan				DNP
San Jose State	1	4	0	4
Stanford	0	0	0	0
@ Arizona	0	0	0	0
@ Washington State	0	0	0	0

### 83 • CLUTE, Kellen

	Rec.	Yds	TD	LG
Weber State	1	0	0	0
@ Michigan	0	0	0	0
San Jose State	0	0	0	0
Stanford	0	0	0	0
@ Arizona	0	0	0	0
@ Washington State				DNP

### 88 • DOCKERY, Rahmel

	Rush	Net	TD	LG	Rec.	Yds	TD	LG
Weber State	1	3	0	3	0	0	0	0
@ Michigan	0	0	0	0	0	0	0	0
San Jose St.	0	0	0	0	0	0	0	0
Stanford	0	0	0	0	0	0	0	0
@ Arizona	0	0	0	0	0	0	0	0
@ Wash. St.	0	0	0	0	1	11	0	11

## SPECIAL TEAMS

### 6 • BOLDEN, Victor (RETURNS)

	PR	Yds	TD	LG	KR	Yds	TD	LG
Weber State	0	0	0	0	0	0	0	0
@ Michigan	0	0	0	0	0	0	0	0
San Jose St.	0	0	0	0	0	0	0	0
Stanford	0	0	0	0	0	0	0	0
@ Arizona	0	0	0	0	0	0	0	0
@ Wash. St.	0	0	0	0	3	125	1	100

### 9 • GUYTON, Datrin (RETURNS)

	PR	Yds	TD	LG	KR	Yds	TD	LG
Weber State	0	0	0	0	0	0	0	0
@ Michigan	0	0	0	0	0	0	0	0
San Jose St.				DNP				
Stanford	0	0	0	0	1	19	0	19
@ Arizona	0	0	0	0	3	57	0	32
@ Wash. St.	0	0	0	0	0	0	0	0

### 21 • OWENS, Garrett

	FGM-FGA	PCT	1-19	20-29	30-39	40-49	50+	LG	XP-XPA
Weber St.	4-4	1.000	0-0	0-0	2-2	2-2	0-0	45	2-2
@ Michigan	0-0	—	0-0	0-0	0-0	0-0	0-0	—	1-1
San Jose St.	0-2	.000	0-0	0-0	0-0	0-2	0-0	—	5-5
Stanford	1-1	1.000	0-0	1-1	0-0	0-0	0-0	24	3-3
@ Arizona	0-0	—	0-0	0-0	0-0	0-0	0-0	—	1-1
@ Wash. St.	1-1	1.000	0-0	0-0	0-0	0-0	1-1	50	2-2

### 31 • POREBSKI, Nick

	Punts	Yds	Avg	LG	In20	TB
Weber State	6	226	37.7	49	3	0
@ Michigan	7	272	38.9	43	1	0
San Jose St.	6	262	43.7	53	2	1
Stanford	7	276	39.4	42	2	0
@ Arizona	9	418	46.4	57	3	0
@ Wash. St.	3	125	41.7	44	1	0

### 88 • DOCKERY, Rahmel (RETURNS)

	PR	Yds	TD	LG	KR	Yds	TD	LG
Weber State	3	23	0	21	0	0	0	0
@ Michigan	1	3	0	3	3	57	0	21
San Jose St.	4	32	0	18	1	25	0	25
Stanford	1	10	0	10	3	54	0	25
@ Arizona	0	0	0	0	4	74	0	20
@ Wash. St.	1	0	0	0	0	0	0	0





## DEFENSE

### 3 • ARNOLD, Brandon • S

	UT-AT-TOT	TFL	Other
Weber State	1-1-2	0.0-0	—
@ Michigan	1-0-1	0.0-0	—
San Jose State	1-0-1	0.0-0	—
Stanford	1-1-2	0.0-0	—
@ Arizona	3-1-4	0.5-2	—
@ Washington State	1-0-1	0.0-0	INT

### 4 • STRONG, Justin • S

	UT-AT-TOT	TFL	Other
Weber State	4-2-6	0.0-0	—
@ Michigan	2-3-5	0.0-0	—
San Jose State	3-5-8	0.0-0	QBH
Stanford	5-3-8	0.0-0	—
@ Arizona	6-0-6	0.0-0	—
@ Washington State	7-3-10	0.0-0	—

### 5 • HALEY, Kyle • LB

	UT-AT-TOT	TFL	Other
Weber State	0-0-0	0.0-0	—
@ Michigan		DNP	—
San Jose State	1-0-1	0.0-0	—
Stanford	1-1-2	0.0-0	—
@ Arizona	4-1-5	0.0-0	—
@ Washington State	0-1-1	0.0-0	—

### 8 • MAGEO, Rommel • LB

	UT-AT-TOT	TFL	Other
Weber State	7-4-11	1.0-2	Sack, FF
@ Michigan	5-3-8	1.0-17	Sack, FF, FR, INT
San Jose State	7-4-11	0.0-0	QBH
Stanford	5-1-6	0.0-0	—
@ Arizona	2-3-5	0.0-0	—
@ Washington State	5-1-6	0.0-0	INT

### 10 • GRIMBLE, Jalen • DL

	UT-AT-TOT	TFL	Other
Weber State	1-0-1	0.0-0	—
@ Michigan	3-2-5	0.0-0	BrUp
San Jose State		DNP	—
Stanford	0-1-1	0.0-0	—
@ Arizona		DNP	—
@ Washington State		DNP	—

### 14 • DECOUD, Treston • CB

	UT-AT-TOT	TFL	Other
Weber State	3-2-5	0.0-0	BrUp
@ Michigan	2-2-4	1.0-3	BrUp
San Jose State	1-1-2	0.0-0	BrUp
Stanford	2-3-5	0.5-3	—
@ Arizona	2-0-2	0.0-0	BrUp
@ Washington State	4-4-8	0.0-0	—

### 15 • SCOTT, Larry • CB

	UT-AT-TOT	TFL	Other
Weber State	0-2-2	0.0-0	BrUp
@ Michigan	1-3-4	0.0-0	BrUp
San Jose State	4-1-5	0.0-0	—
Stanford	2-1-3	1.0-4	—
@ Arizona	2-2-4	0.0-0	—
@ Washington State	0-0-0	0.0-0	—

### 17 • NOLAND-LEWIS, Cyril • S

	UT-AT-TOT	TFL	Other
Weber State	2-0-2	0.0-0	—
@ Michigan	6-3-9	0.0-0	—
San Jose State	2-3-5	0.0-0	—
Stanford	2-2-4	0.0-0	INT
@ Arizona	2-2-4	0.0-0	—
@ Washington State	3-1-4	0.5-1	BrUp

## DEFENSE

### 26 • CHAPPELL, Devin • CB

	UT-AT-TOT	TFL	Other
Weber State	1-0-1	1.0-2	—
@ Michigan	0-0-0	0.0-0	QBH
San Jose State	1-2-3	0.0-0	—
Stanford	0-2-2	0.5-2	—
@ Arizona	4-1-5	0.0-0	—
@ Washington State	2-3-5	0.0-0	—

### 29 • WILLIAMS, Dwayne • CB

	UT-AT-TOT	TFL	Other
Weber State	1-0-1	0.0-0	—
@ Michigan	1-0-1	0.0-0	—
San Jose State	0-0-0	0.0-0	—
Stanford	0-0-0	0.0-0	—
@ Arizona	1-0-1	0.0-0	—
@ Washington State	3-1-4	0.5-1	BrUp

### 30 • OVGARD, Gabe • S

	UT-AT-TOT	TFL	Other
Weber State	1-1-2	0.0-0	—
@ Michigan	0-0-0	0.0-0	—
San Jose State	0-2-2	0.5-9	—
Stanford	0-0-0	0.0-0	—
@ Arizona	0-0-0	0.0-0	—
@ Washington State	0-0-0	0.0-0	—

### 32 • WILLIS, Jonathan • LB

	UT-AT-TOT	TFL	Other
Weber State	5-0-5	0.0-0	—
@ Michigan	2-2-4	0.0-0	—
San Jose State	0-0-0	0.0-0	—
Stanford	1-0-1	0.0-0	—
@ Arizona	3-1-4	1.0-2	—
@ Washington State	4-0-4	1.0-7	Sack, FF

### 35 • SAULO, Caleb • LB

	UT-AT-TOT	TFL	Other
Weber State	2-3-5	0.0-0	2 QBH
@ Michigan	5-1-6	0.0-0	—
San Jose State	2-5-7	0.0-0	INT, TD
Stanford	9-5-14	0.0-0	FF
@ Arizona	3-0-3	0.0-0	—
@ Washington State	2-3-5	0.0-0	—

### 42 • ORTIZ, Ricky • LB

	UT-AT-TOT	TFL	Other
Weber State	0-0-0	0.0-0	—
@ Michigan	0-0-0	0.0-0	—
San Jose State	2-0-2	0.0-0	INT
Stanford	1-0-1	0.0-0	—
@ Arizona	4-1-5	0.0-0	—
@ Washington State	0-0-0	0.0-0	—

### 43 • SOESMAN, Adam • S

	UT-AT-TOT	TFL	Other
Weber State	0-0-0	1.0-7	—
@ Michigan	0-0-0	0.0-0	—
San Jose State	0-1-1	0.0-0	—
Stanford	0-0-0	0.0-0	—
@ Arizona	1-0-1	0.0-0	—
@ Washington State	0-3-3	0.0-0	—

### 47 • UGWOEGBU, Bright • LB

	UT-AT-TOT	TFL	Other
Weber State	1-0-1	1.0-7	—
@ Michigan		DNP	—
San Jose State	0-0-0	0.0-0	—
Stanford	0-0-0	0.0-0	—
@ Arizona	1-0-1	0.0-0	—
@ Washington State	1-1-2	0.0-0	—

## DEFENSE

### 48 • JAMES, Jaswha • DE/LB

	UT-AT-TOT	TFL	Other
Weber State	0-0-0	0.0-0	2 QBH, Blk
@ Michigan	4-3-7	0.0-0	—
San Jose State	1-0-1	0.0-0	—
Stanford	1-0-1	0.0-0	—
@ Arizona	2-0-2	0.0-0	—
@ Washington State	1-1-2	1.0-1	—

### 52 • HOUSTON, Sumner • DL

	UT-AT-TOT	TFL	Other
Weber State	0-0-0	0.0-0	—
@ Michigan	0-1-1	0.0-0	—
San Jose State	0-0-0	0.0-0	—
Stanford	2-1-3	0.0-0	—
@ Arizona	2-0-2	0.0-0	—
@ Washington State	0-0-0	0.0-0	—

### 55 • HUNGALU, Manase • LB

	UT-AT-TOT	TFL	Other
Weber State	0-1-1	0.0-0	INT
@ Michigan	1-1-2	0.0-0	—
San Jose State	7-4-11	1.0-3	1 BrUp
Stanford	0-2-2	0.0-0	FR
@ Arizona	5-0-5	0.0-0	—
@ Washington State	1-0-1	0.0-0	—

### 59 • BARNETT, Lavonte • DE

	UT-AT-TOT	TFL	Other
Weber State	1-1-2	0.0-0	—
@ Michigan	1-0-1	0.0-0	QBH
San Jose State	0-0-0	0.0-0	—
Stanford	2-1-3	1.0-1	—
@ Arizona	2-0-2	1.0-3	Sack
@ Washington State	1-0-1	0.0-0	—

### 93 • FAILAUGA, Titus • DE

	UT-AT-TOT	TFL	Other
Weber State	0-0-0	0.0-0	—
@ Michigan	2-4-6	1.0-1	FF
San Jose State	1-2-3	1.0-2	QBH
Stanford	2-0-2	0.0-0	—
@ Arizona	3-1-4	0.0-0	—
@ Washington State	1-0-1	1.0-12	Sack

### 95 • PRITCHARD, Baker • DE

	UT-AT-TOT	TFL	Other
Weber State	1-0-1	1.0-5	Sack
@ Michigan	2-0-2	0.0-0	—
San Jose State	0-1-1	0.0-0	—
Stanford	0-3-3	0.0-0	—
@ Arizona	1-0-1	0.0-0	—
@ Washington State	1-1-2	0.0-0	—

### 97 • VAKAMEILALO, Kalani • DT

	UT-AT-TOT	TFL	Other
Weber State	1-0-1	1.0-6	Sack
@ Michigan	0-0-0	0.0-0	—
San Jose State	1-0-1	1.0-1	—
Stanford	1-0-1	0.0-0	—
@ Arizona	2-0-2	0.0-0	—
@ Washington State	0-1-1	0.0-0	—

### 99 • PEKO, Kyle • DT

	UT-AT-TOT	TFL	Other
Weber State	1-2-3	0.0-0	BrUp
@ Michigan	4-1-5	0.0-0	—
San Jose State	4-2-6	1.0-8	Sack
Stanford	0-3-3	0.0-0	—
@ Arizona	2-0-2	0.0-0	—
@ Washington State	0-0-0	0.0-0	—



## NUMERICAL ROSTER

NO	NAME	POS
1	Chris Brown	RB
2	Hunter Jarmon	WR
3	Brandon Arnold	S
3	Marcus McMoryion	QB
4	Seth Collins	QB
4	Justin Strong	S
5	Kyle Haley	LB
6	Victor Bolden	WR
7	Xavier Hawkins	WR
8	Rommel Mageo	LB
9	Datrin Guyton	WR
10	Darell Garretson ^	QB
10	Jalen Grimble	DT
10	Caleb Smith	TE
12	Kendall Hill	CB
13	Jordan Villamin	WR
14	Treston Decoud	CB
14	Nick Mitchell	QB
15	Larry Scott	CB
16	Paul Lucas	WR
17	Cyril Noland-Lewis	S
18	Malik Gilmore	LB
19	Omar Hicks-Onu	S
20	Tim Cook	RB
20	Chris Hayes	CB
21	Garrett Owens	K
21	Deltron Sands	RB
22	Xavier Crawford	CB
23	Damien Haskins	RB
24	Storm Barrs-Woods	RB
24	Jay Irvine	CB
25	Jaylynn Bailey	RB
25	Jalen Moore	S
26	Devin Chappell	CB
26	Kieran Yancy	RB
27	Ian Crist	K
27	Naji Patrick	CB
28	Zach Standish	K
28	Shawn Wilson	CB
29	Dwayne Williams	CB
30	Gabe Ovgard	S
31	Nick Porebski	P
32	Marcus Greaves	RB
32	Jonathan Willis	LB
34	Ryan Nall	RB
35	Tyler Mullen	WR
35	Caleb Saulo	LB
36	Ryan Navarro	LS
36	Wesley Riddell	RB
37	Keegan Firth	LS
38	Charles Okonkwo	CB
39	Daniel Rodriguez	K
40	Brett Browning	WR
40	Jonas Dahl	S
41	Ryan Cope	K
42	Sam Kuschnick	LB
42	Ricky Ortiz	LB
43	Adam Soesman	S

## ALPHABETICAL ROSTER

NO	NAME	POS	HT	WT	YR	EXP	HOMETOWN (HIGH SCHOOL/COLLEGE)
62	Andrews, Gavin	OL	6-6	331	SR	3V	Granite Bay, CA (Granite Bay)
3	Arnold, Brandon	S	5-11	198	SO*	1V	Los Angeles, CA (Crespi)
56	Aydon, Elu	DT	6-3	339	FR	HS	Leone, American Samoa (Leone)
25	Bailey, Jaylynn	RB	5-9	216	SO*	TM	Salem, OR (South Salem/Southern Oregon)
59	Barnett, Lavonte	DE	6-3	265	SR*	3V	Lancaster, CA (Paraclete)
24	Barrs-Woods, Storm	RB	6-0	207	SR*	3V	Pflugerville, TX (Pflugerville)
86	Bodden, Andre	WR	6-0	166	FR	HS	Los Angeles, CA (Cathedral)
6	Bolden, Victor	WR	5-9	174	JR	2V	Rancho Cucamonga, CA (Los Osos)
73	Brandel, Blake	OL	6-7	282	FR	HS	Milwaukie, OR (Central Catholic)
1	Brown, Chris	RB	5-10	202	JR*	2V	Fresno, CA (San Joaquin Memorial)
40	Browning, Brett	WR	6-0	180	FR	HS	San Dimas, CA (San Dimas)
26	Chappell, Devin	CB	6-2	200	JR*	RS	Springfield, OR (Thurston/Western Oregon)
46	Choukair, Jordan	K	6-1	173	FR	HS	Poway, CA (Poway)
61	Clarkson, Drew	OL	6-3	291	FR*	RS	Camas, WA (Camas)
83	Clute, Kellen	TE	6-5	256	SR*	3V	Spokane, WA (Mt. Spokane)
4	Collins, Seth	QB	6-3	195	FR	HS	San Diego, CA (Granite Hills)
20	Cook, Tim	RB	6-1	232	JR*	TR	Pine Bluff, AR (White Hall/Eastern Arizona CC)
41	Cope, Ryan	K	5-9	155	JR*	TM	Portland, OR (Jesuit)
22	Crawford, Xavier	CB	6-1	182	FR	HS	Pittsburg, CA (Pittsburg)
27	Crist, Ian	K	5-10	181	JR*	TM	Silverton, OR (Silverton/Portland State)
78	Curtius, Sam	OL	6-5	298	SO*	TM	Medford, OR (South Medford)
40	Dahl, Jonas	S	5-10	196	FR*	HS	Silverton, OR (Silverton)
14	Decoud, Treston	CB	6-3	208	JR*	TR	Covington, LA (Lakeshore/NW Miss. CC/Chadron St.)
89	DeLashmutt, Tyler	WR	6-2	189	FR	HS	Newberg, OR (Newberg)
51	Delp, Kammy	OL	6-3	327	FR*	RS	Pomona, CA (Diamond Ranch)
76	Demogerontas, Yanni	OL	6-3	295	FR*	RS	Orland Park, IL (Sandburg)
88	Dockery, Rahmel	WR	5-10	180	JR*	1V	Tacoma, WA (Curtis/Washington State/Tacoma CC)
93	Failauga, Titus	DE	6-3	258	SO*	1V	Waipahu, HI (Pac-Five)
72	Fifita, Miki	OL	6-4	310	FR	HS	Wailuku, HI (IMG Academy [FL])
37	Firth, Keegan	LS	6-4	206	FR	HS	Corvallis, OR (Crescent Valley)
65	Fuimaono, Leo	OL	6-2	277	JR	TR	Torrance, CA (Torrance/Los Angeles Harbor CC)
49	Gant, DaJuan	TE	6-1	206	SO*	TR	Milwaukie, OR (Milwaukie/George Fox)
10	Garretson, Darell ^	QB	6-0	196	JR	TR	Chandler, AZ (Chandler/Utah State)
18	Gilmore, Malik	LB	6-3	219	JR*	2V	Lakewood, CA (Lakewood)
32	Greaves, Marcus	RB	6-0	201	SO*	RS	Prineville, OR (Crook County/Western Oregon)
10	Grimble, Jalen	DT	6-2	279	SR*	1V	Las Vegas, NV (Bishop Gorman/Miami)
9	Guyton, Datrin	WR	6-5	203	FR*	RS	Austin, TX (Manor)
5	Haley, Kyle	LB	6-0	220	JR	1V	Anaheim, CA (Western/Golden West CC)
77	Harlow, Sean	OL	6-4	300	JR	2V	San Clemente, CA (San Clemente)
23	Haskins, Damien	RB	5-9	223	SO*	1V	New Boston, TX (New Boston)
7	Hawkins, Xavier	WR	5-8	176	SO	1V	Knoxville, TN (Fulton)
20	Hayes, Chris	CB	6-1	187	SO*	TM	Los Angeles, CA (Westlake)
49	Henry, David	LB	6-0	233	SO*	1V	Umpqua, OR (Oakland)
19	Hicks-Onu, Omar	S	6-1	184	FR	HS	Carrollton, TX (Hebron)
12	Hill, Kendall	CB	6-2	204	JR*	1V	La Marque, TX (La Marque)
94	Hollingsworth, Luke	DE	6-3	276	JR	1V	Hooper, UT (Fremont/Snow College)
60	Hopkins, Will	OL	6-7	278	SO*	1V	Austin, TX (Bowie)
52	Houston, Sumner	DE	6-2	280	FR*	1V	Dublin, CA (De La Salle)
55	Hungalu, Manase	LB	6-1	230	SO*	TM	Kailua-Kona, HI (Kealahou)
58	Hunt, Hamilton	LB	6-0	203	FR	HS	Salem, OR (West Salem)
98	Iademarco, Andrew	DE	6-3	265	FR	HS	Corvallis, OR (Corvallis)
24	Irvine, Jay	CB	6-0	180	FR	HS	Jacksonville, FL (Sandalwood)
48	James, Jaswha	LB	6-2	266	SR*	3V	Inglewood, CA (Inglewood)
2	Jarmon, Hunter	WR	5-11	201	SO*	1V	Waco, TX (Midway)
63	Johnson, Mason	OL	6-1	294	FR*	RS	Kent, WA (Kentlake)
54	Katoa, Thor	DT	6-2	247	FR	HS	St. George, UT (Pine View)
75	Kearsley, Brayden ^	OL	6-4	293	JR	TR	Aloha, OR (Aloha/BYU)
79	Keenan, Bobby	OL	6-6	290	JR*	RS	Sacramento, CA (Rio Americano/American River CC)
87	Kell, Drew	WR	6-1	192	FR*	RS	Hilo, HI (Crescent Valley [OR])



## ALPHABETICAL ROSTER

NO	NAME	POS	HT	WT	YR	EXP	HOMETOWN (HIGH SCHOOL/COLLEGE)
57	Kelsey, Connor	LS	6-0	225	FR*	RS	Carpinteria, CA (Carpinteria)
42	Kuschnick, Sam	LB	5-11	209	FR	HS	Brooks, OR (Silverton)
64	Lauina, Fred	OL	6-4	316	SO*	1V	Nuuuli, American Samoa (Tafuna)
44	Liuchan, Ricky	LB	6-1	233	FR	HS	San Marcos, CA (Mission Hills)
16	Lucas, Paul	WR	5-11	172	FR	HS	Phoenix, AZ (Mountain Pointe)
66	Lucas, Zach	OL	6-4	311	FR	HS	Katy, TX (Taylor)
8	Mageo, Rommel	LB	6-2	233	JR*	2V	Pago Pago, American Samoa (Samoana)
3	McMaryion, Marcus	QB	6-1	200	FR*	RS	Dinuba, CA (Dinuba)
57	Mengis, Chris	DT	6-0	310	FR	HS	Portland, OR (Oregon City)
50	Mitchell, Josh	OL	6-3	305	SR	3V	North Bend, WA (Mount Si)
14	Mitchell, Nick	QB	6-3	198	FR*	RS	North Bend, WA (Mount Si)
25	Moore, Jalen	S	6-0	201	FR	HS	Denver, CO (Upland [CA])
67	Moore, Trent	OL	6-4	275	FR*	RS	Chandler, AZ (Hamilton)
35	Mullen, Tyler	WR	6-0	187	FR*	HS	Bend, OR (Summit)
34	Nall, Ryan	RB	6-2	255	FR*	RS	Sandy, OR (Central Catholic)
36	Navarro, Ryan	LS	6-2	223	JR	TR	Murrieta, CA (Vista Murrieta/Riverside CC)
17	Noland-Lewis, Cyril	S	6-1	206	JR*	2V	Ruston, LA (Ruston)
38	Okonkwo, Charles	CB	6-1	192	SO*	TM	Fontana, CA (Summit)
51	Olinger, Kris	LB	6-0	207	FR	HS	Fruitland, ID (Fruitland)
71	Olson, Robert	OL	6-5	286	FR*	RS	Eden Prairie, MN (Eden Prairie)
42	Ortiz, Ricky	LB	6-0	242	JR*	2V	Corona, CA (Mater Dei)
30	Ovgard, Gabe	S	5-10	192	FR*	RS	Klamath Falls, OR (Klamath Union)
21	Owens, Garrett	K	5-9	181	SO*	1V	Arroyo Grande, CA (Arroyo Grande)
27	Patrick, Naji	CB	5-9	194	SR*	3V	Vallejo, CA (St. Patrick-St. Vincent)
99	Peko, Kyle	DT	6-1	305	SR*	TM	La Habra, CA (La Habra/Cerritos CC)
31	Porebski, Nick	P	5-10	185	SO	TR	Melbourne, Australia (McKinnon Secondary/Snow College)
95	Pritchard, Baker	DE	6-3	258	SO*	1V	South Jordan, UT (Bingham/BYU)
36	Riddell, Wesley	RB	5-10	180	FR	HS	Monmouth, OR (Central)
90	Robins, Ali'i	DT	6-3	293	SR*	3V	Ewa Beach, HI (Saint Louis)
39	Rodriguez, Daniel	K	5-10	179	FR	HS	Pleasanton, CA (Foothill)
21	Sands, Deltron	RB	5-8	185	FR	HS	Pompano Beach, FL (St. Thomas Aquinas)
35	Saulo, Caleb	LB	6-1	225	JR*	2V	Kent, WA (Kentlake)
69	Schubert, Parker	OL	6-3	303	FR	HS	Pendleton, OR (Pendleton)
15	Scott, Larry	CB	6-0	192	SR*	3V	Corona, CA (Centennial)
56	Seumalo, Isaac	OL	6-5	298	JR*	2V	Corvallis, OR (Corvallis)
10	Smith, Caleb	TE	6-6	265	SR	3V	Kent, WA (Kentridge)
43	Soesman, Adam	S	6-1	201	FR*	RS	Clovis, CA (Buchanan)
28	Standish, Zach	K	5-10	175	FR	HS	Gresham, OR (Sam Barlow)
74	Stanton, Dustin	OL	6-6	300	JR*	2V	Marysville, WA (Lakewood)
4	Strong, Justin	S	5-11	198	SO*	1V	Rialto, CA (Summit)
91	Tago, Noke	DT	6-4	300	JR*	2V	Pago Pago, American Samoa (Leone)
68	Tauaho, Sosaia	OL	6-3	346	JR	TR	Oakland, CA (Fremont/Laney College)
81	Togia, Noah	TE	6-4	214	FR	HS	West Valley City, UT (Hunter)
40	Tripp, Koby	WR	6-1	175	FR	HS	Tulare, CA (Mission Oak)
47	Ugwoegbu, Bright	LB	6-2	217	FR*	RS	Katy, TX (Seven Lakes)
97	Vakameilalo, Kalani	DT	6-3	305	FR*	RS	Kapolei, HI (Kapolei)
80	VanderVeen, Brent	TE	6-5	241	JR*	TM	Arroyo Grande, CA (Arroyo Grande)
13	Villamin, Jordan	WR	6-5	231	SO*	1V	Fontana, CA (Etiwanda)
84	Walker, Tanner	WR	5-10	176	FR	HS	Keizer, OR (McNary)
45	Wallen, Shane	RB	5-11	213	SR*	TR	Chico, CA (Pleasant Valley/Butte College)
77	Westhara, Derek	DL	6-2	260	FR	HS	Beaverton, OR (Southridge)
29	Williams, Dwayne	CB	5-9	176	FR*	RS	Killeen, TX (Shoemaker)
96	Williams, LaMone	DE	6-3	273	FR*	RS	Kahuku, HI (Kahuku)
32	Willis, Jonathan	LB	6-1	216	FR*	RS	Tulsa, OK (Booker T. Washington)
28	Wilson, Shawn	CB	5-9	176	FR	HS	Pomona, CA (Pomona)
82	Wily-Matagi, Tuli	TE	6-4	250	FR	HS	Laie, HI (Kahuku)
26	Yancy, Kieran	RB	5-5	164	SO	TR	Pacoima, CA (Chaminade Prep/Saddleback JC)

\*Utilized Redshirt Year

TM - Member of the team, but has not lettered.

^ Must sit out the season due to NCAA transfer rules

## NUMERICAL ROSTER

NO	NAME	POS
44	Ricky Liuchan	LB
45	Shane Wallen	RB
46	Jordan Choukair	K
47	Bright Ugwoegbu	LB
48	Jaswha James	LB
49	DaJuan Gant	TE
49	David Henry	LB
50	Josh Mitchell	OL
51	Kammy Delp	OL
51	Kris Olinger	LB
52	Sumner Houston	DE
54	Thor Katoa	DT
55	Manase Hungalu	LB
56	Elu Aydon	DT
56	Isaac Seumalo	OL
57	Connor Kelsey	LS
57	Chris Mengis	DT
58	Hamilton Hunt	LB
59	Lavonte Barnett	DE
60	Will Hopkins	OL
61	Drew Clarkson	OL
62	Gavin Andrews	OL
63	Mason Johnson	OL
64	Fred Lauina	OL
65	Leo Fuimaono	OL
66	Zach Lucas	OL
67	Trent Moore	OL
68	Sosaia Tauaho	OL
69	Parker Schubert	OL
71	Robert Olson	OL
72	Miki Fifita	OL
73	Blake Brandel	OL
74	Dustin Stanton	OL
75	Brayden Kearsley ^	OL
76	Yanni Demogerontas	OL
77	Sean Harlow	OL
77	Derek Westhara	DL
78	Sam Curtius	OL
79	Bobby Keenan	OL
80	Brent VanderVeen	TE
81	Noah Togiai	TE
82	Tuli Wily-Matagi	TE
83	Kellen Clute	TE
84	Tanner Walker	WR
85	Koby Tripp	WR
86	Andre Bodden	WR
87	Drew Kell	WR
88	Rahmel Dockery	WR
89	Tyler DeLashmutt	WR
90	Ali'i Robins	DT
91	Noke Tago	DT
93	Titus Failauga	DE
94	Luke Hollingsworth	DE
95	Baker Pritchard	DE
96	LaMone Williams	DE
97	Kalani Vakameilalo	DT
98	Andrew Iademarco	DE
99	Kyle Peko	DT



# OREGON STATE TWO-DEEP VS COLORADO

## OFFENSE

### LEFT TACKLE

77	**	Sean Harlow	JR	6-4	300	San Clemente, Calif.
67		Trent Moore	FR-RS	6-4	275	Chandler, Ariz.

### LEFT GUARD

64	*	Fred Lauina	SO	6-4	316	Nuuuli, American Samoa
OR 61		Drew Clarkson	FR-RS	6-3	291	Camas, Wash.

### CENTER

50	***	Josh Mitchell	SR	6-3	305	North Bend, Wash.
63		Mason Johnson	FR-RS	6-2	294	Kent, Wash.

### RIGHT GUARD

56	**	Isaac Seumalo	JR	6-5	298	Corvallis, Ore.
51		Kammy Delp	FR-RS	6-3	327	Pomona, Calif.

### RIGHT TACKLE

74	**	Dustin Stanton	JR	6-6	300	Marysville, Wash.
60	*	Will Hopkins	SO	6-7	278	Austin, Texas

### TIGHT END

83	***	Kellen Clute	SR	6-5	256	Spokane, Wash.
81		Noah Togiai	FR	6-4	214	West Valley City, Utah

### WIDE RECEIVER

13	*	Jordan Villamin	SO	6-5	231	Fontana, Calif.
9		Datrin Guyton	FR-RS	6-5	203	Austin, Texas

### WIDE RECEIVER

6	**	Victor Bolden	JR	5-9	174	Rancho Cucamonga, Calif.
7	*	Xavier Hawkins	SO	5-8	176	Knoxville, Tenn.

### WIDE RECEIVER

2	*	Hunter Jarmon	SO	5-11	201	Waco, Texas
88	*	Rahmel Dockery	JR	5-10	180	Tacoma, Wash.

### QUARTERBACK

4		Seth Collins	FR	6-3	195	San Diego, Calif.
14		Nick Mitchell	FR-RS	6-3	198	North Bend, Wash.

### TAILBACK

24	***	Storm Barrs-Woods	SR	6-0	207	Pflugerville, Texas
1	**	Chris Brown	JR	5-10	202	Fresno, Calif.
OR 34		Ryan Nail	FR-RS	6-2	255	Sandy, Ore.
OR 23	*	Damien Haskins	SO	5-9	223	New Boston, Texas

## DEFENSE

### LEFT END

48	***	Jaswha James	SR	6-2	266	Inglewood, Calif.
93	*	Titus Failauga	SO	6-3	258	Waipahu, Hawai'i

### NOSE TACKLE

99		Kyle Peko	SR	6-1	305	La Habra, Calif.
97		Kalani Vakameilalo	FR-RS	6-3	305	Kapolei, Hawai'i
OR 52		Sumner Houston	FR-RS	6-2	280	Dublin, Calif.

### RIGHT END

95	*	Baker Pritchard	SO	6-3	258	South Jordan, Utah
59	***	Lavonte Barnett	SR	6-3	265	Lancaster, Calif.

### STUD LINEBACKER

55		Manase Hungalu	SO	6-0	230	Kailua-Kona, Hawai'i
42	**	Ricky Ortiz	JR	6-0	242	Corona, Calif.

### MIKE LINEBACKER

8	**	Rommel Mageo	JR	6-2	233	Pago Pago, American Samoa
55		Manase Hungalu	SO	6-0	230	Kailua-Kona, Hawai'i

### WILL LINEBACKER

35	**	Caleb Saulo	JR	6-1	225	Kent, Wash.
5	*	Kyle Haley	JR	6-0	220	Anaheim, Calif.

### FLASH LINEBACKER

47		Bright Ugwoegbu	FR-RS	6-2	217	Katy, Texas
32		Jonathan Willis	FR-RS	6-1	216	Tulsa, Okla.

### NICKELBACK

17	**	Cyril Noland-Lewis	JR	6-1	206	Ruston, La.
27	***	Naji Patrick	SR	5-9	194	Vallejo, Calif.

### LEFT CORNERBACK

14		Treston Decoud	JR	6-3	208	Covington, La.
38		Charles Okonkwo	SO	6-1	192	Fontana, Calif.

### STRONG SAFETY

3	*	Brandon Arnold	SO	5-11	198	Los Angeles, Calif.
OR 43		Adam Soesman	FR-RS	6-1	201	Clovis, Calif.
OR 26		Devin Chappell	JR	6-2	200	Springfield, Ore.

### FREE SAFETY

4	*	Justin Strong	SO	5-11	198	Rialto, Calif.
43		Adam Soesman	FR-RS	6-1	201	Clovis, Calif.

### RIGHT CORNERBACK

29		Dwayne Williams	FR-RS	5-9	176	Killeen, Texas
12	*	Kendall Hill	JR	6-2	204	La Marque, Texas

## SPECIALISTS

### PAT-FG/KICKOFF

21	*	Garrett Owens	SO	5-9	181	Arroyo Grande, Calif.
27		Ian Crist	JR	5-10	181	Silverton, Ore.

### PUNTER

31		Nick Porebski	SO	5-10	185	Melbourne, Australia
21	*	Garrett Owens	SO	5-9	181	Arroyo Grande, Calif.

### LONG SNAPPER

36		Ryan Navarro	JR	6-2	233	Murrieta, Calif.
57		Connor Kelsey	FR-RS	6-0	225	Carpinteria, Calif.

## SPECIALISTS

### HOLDER

31		Nick Porebski	SO	5-10	185	Melbourne, Australia
----	--	---------------	----	------	-----	----------------------

### PUNT RETURNS

88	*	Rahmel Dockery	JR	5-10	180	Tacoma, Wash.
6	**	Victor Bolden	JR	5-9	174	Rancho Cucamonga, Calif.

### KICKOFF RETURNS

88	*	Rahmel Dockery	JR	5-10	180	Tacoma, Wash.
1	**	Chris Brown	JR	5-10	202	Fresno, Calif.





**2015 Oregon State Football**  
**Oregon State Game Results (as of Oct 19, 2015)**  
**All games**

<b>Date</b>	<b>Opponent</b>		<b>Score</b>	<b>Overall</b>	<b>Conference</b>	<b>Time</b>	<b>Attend</b>
Sep 04, 2015	WEBER STATE	W	26-7	1-0	0-0	3:09	35160
Sep 12, 2015	at Michigan	L	7-35	1-1	0-0	3:13	109651
Sep 19, 2015	SAN JOSE STATE	W	35-21	2-1	0-0	3:28	34573
* Sep 25, 2015	#21 STANFORD	L	24-42	2-2	0-1	3:23	37302
* Oct 10, 2015	at Arizona	L	7-44	2-3	0-2	3:21	52987
* Oct 17, 2015	at Washington State	L	31-52	2-4	0-3	3:26	32952

**2015 Oregon State Football**  
**Oregon State Overall Team Statistics (as of Oct 19, 2015)**  
**All games**

<b>Team Statistics</b>	<b>OSU</b>	<b>OPP</b>
SCORING	130	201
Points Per Game	21.7	33.5
Points Off Turnovers	32	38
FIRST DOWNS	114	127
Rushing	57	61
Passing	47	58
Penalty	10	8
RUSHING YARDAGE	1123	1191
Yards gained rushing	1298	1320
Yards lost rushing	175	129
Rushing Attempts	247	230
Average Per Rush	4.5	5.2
Average Per Game	187.2	198.5
TDs Rushing	8	15
PASSING YARDAGE	873	1297
Comp-Att-Int	83-168-5	123-191-7
Average Per Pass	5.2	6.8
Average Per Catch	10.5	10.5
Average Per Game	145.5	216.2
TDs Passing	6	9
TOTAL OFFENSE	1996	2488
Total Plays	415	421
Average Per Play	4.8	5.9
Average Per Game	332.7	414.7
KICK RETURNS: #-Yards	19-416	23-456
PUNT RETURNS: #-Yards	11-82	6-23
INT RETURNS: #-Yards	7-96	5-98
KICK RETURN AVERAGE	21.9	19.8
PUNT RETURN AVERAGE	7.5	3.8
INT RETURN AVERAGE	13.7	19.6
FUMBLES-LOST	6-3	8-3
PENALTIES-Yards	41-374	36-341
Average Per Game	62.3	56.8
PUNTS-Yards	38-1579	29-1298
Average Per Punt	41.6	44.8
Net punt average	40.4	40.6
KICKOFFS-Yards	26-1453	38-2289
Average Per Kick	55.9	60.2
Net kick average	37.4	39.4
TIME OF POSSESSION/Game	27:12	32:48
3RD-DOWN Conversions	28/87	32/82
3rd-Down Pct	32%	39%
4TH-DOWN Conversions	1/8	2/6
4th-Down Pct	12%	33%
SACKS BY-Yards	8-70	8-53
MISC YARDS	0	0
TOUCHDOWNS SCORED	16	26
FIELD GOALS-ATTEMPTS	6-8	6-8
ON-SIDE KICKS	0-2	0-0
RED-ZONE SCORES	(14-17) 82%	(24-27) 89%
RED-ZONE TOUCHDOWNS	(11-17) 65%	(19-27) 70%
PAT-ATTEMPTS	(14-14) 100%	(25-25) 100%
ATTENDANCE	107035	195590
Games/Avg Per Game	3/35678	3/65197
Neutral Site Games		0/0

<b>Score by Quarters</b>	<b>1st</b>	<b>2nd</b>	<b>3rd</b>	<b>4th</b>	<b>OT</b>	<b>Total</b>
Oregon State	24	44	28	34	0	130
Opponents	51	87	34	29	0	201

**2015 Oregon State Football**  
**Oregon State Overall Individual Statistics (as of Oct 19, 2015)**  
**All games**

<b>Rushing</b>	<b>gp-gs</b>	<b>att</b>	<b>gain</b>	<b>loss</b>	<b>net</b>	<b>avg</b>	<b>td</b>	<b>lg</b>	<b>avg/g</b>
Collins, Seth	6-6	90	559	73	486	5.4	5	42	81.0
Woods, Storm	6-5	65	356	5	351	5.4	1	38	58.5
Bolden, Victor	6-6	21	114	10	104	5.0	0	21	17.3
Brown, Chris	5-1	27	102	3	99	3.7	1	26	19.8
Nall, Ryan	6-0	19	95	0	95	5.0	1	15	15.8
Haskins, Damien	4-0	2	25	0	25	12.5	0	18	6.2
Sands, Deltron	4-0	6	24	1	23	3.8	0	8	5.8
Lucas, Paul	5-0	4	14	0	14	3.5	0	6	2.8
Dockery, Rahmel	6-0	1	3	0	3	3.0	0	3	0.5
Porebski, Nick	6-0	1	0	6	-6	-6.0	0	0	-1.0
McMaryion, M.	3-0	5	6	17	-11	-2.2	0	4	-3.7
TEAM	4-0	6	0	60	-60	-10.0	0	0	-15.0
Total	6	247	1298	175	1123	4.5	8	42	187.2
Opponents	6	230	1320	129	1191	5.2	15	73	198.5

<b>Passing</b>	<b>gp-gs</b>	<b>effic</b>	<b>comp-att-int</b>	<b>pct</b>	<b>yds</b>	<b>td</b>	<b>lg</b>	<b>avg/g</b>
Collins, Seth	6-6	105.43	77-149-4	51.7	813	6	44	135.5
McMaryion, M.	3-0	53.18	6-17-1	35.3	60	0	24	20.0
Bolden, Victor	6-6	0.00	0-1-0	0.0	0	0	0	0.0
VanderVeen, B.	6-1	0.00	0-1-0	0.0	0	0	0	0.0
Total	6	98.89	83-168-5	49.4	873	6	44	145.5
Opponents	6	129.66	123-191-7	64.4	1297	9	70	216.2

<b>Receiving</b>	<b>gp-gs</b>	<b>no.</b>	<b>yds</b>	<b>avg</b>	<b>td</b>	<b>lg</b>	<b>avg/g</b>
Bolden, Victor	6-6	23	188	8.2	1	24	31.3
Villamin, J.	6-6	22	315	14.3	4	44	52.5
Woods, Storm	6-5	11	147	13.4	0	36	24.5
Jarmon, Hunter	6-4	11	100	9.1	1	21	16.7
Guyton, Datrin	5-0	6	67	11.2	0	23	13.4
Hawkins, Xavier	5-0	2	9	4.5	0	5	1.8
Brown, Chris	5-1	2	6	3.0	0	6	1.2
VanderVeen, B.	6-1	1	14	14.0	0	14	2.3
Dockery, Rahmel	6-0	1	11	11.0	0	11	1.8
Smith, Caleb	2-1	1	9	9.0	0	9	4.5
Togia, Noah	4-1	1	4	4.0	0	4	1.0
Sands, Deltron	4-0	1	3	3.0	0	3	0.8
Clute, Kellen	5-5	1	0	0.0	0	0	0.0
Total	6	83	873	10.5	6	44	145.5
Opponents	6	123	1297	10.5	9	70	216.2

<b>Punt Returns</b>	<b>no.</b>	<b>yds</b>	<b>avg</b>	<b>td</b>	<b>lg</b>
Dockery, Rahmel	10	68	6.8	0	21
Brown, Chris	1	8	8.0	0	0
Willis, J.	0	6	0.0	0	6
Total	11	82	7.5	0	21
Opponents	6	23	3.8	0	6

<b>Interceptions</b>	<b>no.</b>	<b>yds</b>	<b>avg</b>	<b>td</b>	<b>lg</b>
Mageo, Rommel	2	23	11.5	0	23
Saulo, Caleb	1	41	41.0	1	41
Arnold, Brandon	1	30	30.0	0	30
Hungalu, Manase	1	0	0.0	0	0
Noland-Lewis, C	1	2	2.0	0	2
Ortiz, Ricky	1	0	0.0	0	0
Total	7	96	13.7	1	41
Opponents	5	98	19.6	2	84

<b>Kick Returns</b>	<b>no.</b>	<b>yds</b>	<b>avg</b>	<b>td</b>	<b>lg</b>
Dockery, Rahmel	11	210	19.1	0	25
Guyton, Datrin	4	76	19.0	0	32
Bolden, Victor	3	125	41.7	1	100
Ortiz, Ricky	1	5	5.0	0	5
Total	19	416	21.9	1	100
Opponents	23	456	19.8	0	51

<b>Fumble Returns</b>	<b>no.</b>	<b>yds</b>	<b>avg</b>	<b>td</b>	<b>lg</b>
Total	0	0	0.0	0	0
Opponents	1	18	18.0	0	18

**2015 Oregon State Football**  
**Oregon State Overall Individual Statistics (as of Oct 19, 2015)**  
**All games**

Scoring	td	fg	PAT				dxp	saf	pts
			kick	rush	rcv	pass			
Owens, Garrett	-	6-8	14-14	-	-	-	-	-	32
Collins, Seth	5	-	-	-	-	0-1	-	-	30
Villamin, J.	4	-	-	-	1	-	-	-	26
Bolden, Victor	2	-	-	-	-	1-1	-	-	12
Saulo, Caleb	1	-	-	-	-	-	-	-	6
Brown, Chris	1	-	-	-	-	-	-	-	6
Woods, Storm	1	-	-	-	-	-	-	-	6
Jarmon, Hunter	1	-	-	-	-	-	-	-	6
Nall, Ryan	1	-	-	-	-	-	-	-	6
Total	16	6-8	14-14	-	1	1-2	-	-	130
Opponents	26	6-8	25-25	-	1	1-1	-	-	201

Total Offense	g	plays	rush	pass	total	avg/g
Collins, Seth	6	239	486	813	1299	216.5
Woods, Storm	6	65	351	0	351	58.5
Bolden, Victor	6	22	104	0	104	17.3
Brown, Chris	5	27	99	0	99	19.8
Nall, Ryan	6	19	95	0	95	15.8
McMaryion, M.	3	22	-11	60	49	16.3
Haskins, Damien	4	2	25	0	25	6.2
Sands, Deltron	4	6	23	0	23	5.8
Lucas, Paul	5	4	14	0	14	2.8
Dockery, Rahmel	6	1	3	0	3	0.5
Porebski, Nick	6	1	-6	0	-6	-1.0
TEAM	4	6	-60	0	-60	-15.0
Total	6	415	1123	873	1996	332.7
Opponents	6	421	1191	1297	2488	414.7

Field Goals	fg	pct.	01-19	20-29	30-39	40-49	50-99	lg	blk
Owens, Garrett	6-8	75.0	0-0	1-1	2-2	2-4	1-1	50	0

FG Sequence	Oregon State	Opponents
Weber State	(30),(40),(39),(45)	45
Michigan	-	(40),(29)
San Jose State	48,40	-
Stanford	(24)	28
Arizona	-	(37),(27),(20)
Washington State	(50)	(30)

Punting	no.	yds	avg	lg	tb	fc	i20	50+	blk
Porebski, Nick	38	1579	41.6	57	1	17	12	5	0
Total	38	1579	41.6	57	1	17	12	5	0
Opponents	29	1298	44.8	66	2	6	12	10	1

Kickoffs	no.	yds	avg	tb	ob	retn	net	ydln
Owens, Garrett	25	1403	56.1	1	1			
Crist, Ian	1	50	50.0	0	0			
Total	26	1453	55.9	1	1	19.8	37.4	27
Opponents	38	2289	60.2	15	2	21.9	39.4	25

Numbers in (parentheses) indicate field goal was made.



**2015 Oregon State Football**  
**Oregon State Overall Individual Statistics (as of Oct 19, 2015)**  
**All games**

<u>All Purpose</u>	<u>g</u>	<u>rush</u>	<u>rcv</u>	<u>pr</u>	<u>kr</u>	<u>ir</u>	<u>total</u>	<u>avg/g</u>
Woods, Storm	6	351	147	0	0	0	498	83.0
Collins, Seth	6	486	0	0	0	0	486	81.0
Bolden, Victor	6	104	188	0	125	0	417	69.5
Villamin, J.	6	0	315	0	0	0	315	52.5
Dockery, Rahme	6	3	11	68	210	0	292	48.7
Guyton, Datrin	5	0	67	0	76	0	143	28.6
Brown, Chris	5	99	6	8	0	0	113	22.6
Jarmon, Hunter	6	0	100	0	0	0	100	16.7
Nall, Ryan	6	95	0	0	0	0	95	15.8
Saulo, Caleb	6	0	0	0	0	41	41	6.8
Arnold, Brandon	6	0	0	0	0	30	30	5.0
Sands, Deltron	4	23	3	0	0	0	26	6.5
Haskins, Damie	4	25	0	0	0	0	25	6.2
Mageo, Rommel	6	0	0	0	0	23	23	3.8
VanderVeen, B.	6	0	14	0	0	0	14	2.3
Lucas, Paul	5	14	0	0	0	0	14	2.8
Hawkins, Xavier	5	0	9	0	0	0	9	1.8
Smith, Caleb	2	0	9	0	0	0	9	4.5
Willis, J.	6	0	0	6	0	0	6	1.0
Ortiz, Ricky	5	0	0	0	5	0	5	1.0
Togiai, Noah	4	0	4	0	0	0	4	1.0
Noland-Lewis, C	6	0	0	0	0	2	2	0.3
Porebski, Nick	6	-6	0	0	0	0	-6	-1.0
McMaryion, M.	3	-11	0	0	0	0	-11	-3.7
TEAM	4	-60	0	0	0	0	-60	-15.0
Total	6	1123	873	82	416	96	2590	431.7
Opponents	6	1191	1297	23	456	98	3065	510.8

**2015 Oregon State Football**  
**Oregon State Overall Defensive Statistics (as of Oct 19, 2015)**  
**All games**

#	Defensive Leaders	gp-gs	Tackles				Sacks	Pass defense			Fumbles		blkd	
			ua	a	tot	tfl/yds		int-yds	brup	qbh	rcv-yds	ff	kick	saf
8	Mageo, Rommel	6-5	31	16	47	2.0-19	2.0-19	2-23	1	1	1-0	2	.	.
4	Strong, Justin	6-6	27	16	43	.	.	.	.	1	.	.	.	.
35	Saulo, Caleb	6-6	23	17	40	.	.	1-41	.	2	.	1	.	.
17	Noland-Lewis, C	6-6	17	11	28	0.5-1	.	1-2	1	.	.	.	.	.
14	Decoud, Treston	6-5	14	12	26	1.5-6	.	.	4	.	.	.	.	.
55	Hungalu, Manase	6-2	14	8	22	1.0-3	.	1-0	.	1	1-0	.	.	.
99	Peko, Kyle	6-6	11	8	19	1.0-8	1.0-8	.	1	.	.	.	.	.
32	Willis, J.	6-0	15	3	18	2.0-19	1.0-17	.	.	.	.	1	.	.
15	Scott, Larry	6-6	9	9	18	1.0-4	.	.	2	.	.	.	.	.
93	Failauga, Titus	6-4	9	7	16	3.0-15	1.0-12	.	.	1	.	1	.	.
26	Chappell, Devin	6-3	8	8	16	1.5-4	.	.	.	1	.	.	.	.
48	James, Jaswha	6-5	9	4	13	1.0-1	.	.	.	2	.	.	1	.
3	Arnold,Brandon	6-0	8	3	11	0.5-2	.	1-30	.	.	.	.	.	.
95	Pritchard, B.	6-1	5	5	10	1.0-5	1.0-5	.	.	.	.	.	.	.
59	Barnett, L.	6-3	7	2	9	2.0-4	1.0-3	.	.	1	.	.	.	.
5	Haley, Kyle	5-1	6	3	9	.	.	.	.	.	.	.	.	.
42	Ortiz, Ricky	5-0	7	1	8	.	.	1-0	.	.	.	.	.	.
29	Williams, D.	6-1	6	1	7	0.5-1	.	.	1	.	.	.	.	.
52	Houston, Sumner	6-1	5	2	7	.	.	.	.	.	.	.	.	.
10	Grimble, Jalen	3-1	4	3	7	.	.	.	1	.	.	.	.	.
97	Vakameilalo, K.	6-1	5	1	6	2.0-7	1.0-6	.	.	.	.	.	.	.
43	Soesman, Adam	6-0	1	4	5	.	.	.	.	.	.	.	.	.
9	Guyton, Datrin	5-0	3	2	5	.	.	.	.	.	.	.	.	.
30	Ovgard, Gabe	6-0	1	3	4	0.5-9	.	.	.	.	.	.	.	.
47	Ugwoegbu, B.	5-2	3	1	4	1.0-7	.	.	.	.	.	.	.	.
49	Henry, David	2-1	1	3	4	.	.	.	.	.	.	.	.	.
18	Gilmore, Malik	6-0	1	3	4	.	.	.	.	.	1-0	.	.	.
23	Haskins, Damien	4-0	2	1	3	.	.	.	.	.	.	.	.	.
12	Hill, Kendall	5-0	1	2	3	0.5-1	.	.	.	.	.	.	.	.
38	Okonkwo, C.	4-0	2	1	3	0.5-9	.	.	.	.	.	.	.	.
2A	Owens, Garrett	6-0	1	2	3	.	.	.	.	.	.	.	.	.
27	Patrick, Naji	6-0	2	.	2	.	.	.	.	.	.	.	.	.
94	Hollingsworth	4-0	2	.	2	.	.	.	.	.	.	.	.	.
0D	Collins, Seth	6-6	1	.	1	.	.	.	.	.	.	.	.	.
36	Navarro, Ryan	6-0	1	.	1	.	.	.	.	.	.	.	.	.
83	Clute, Kellen	5-5	1	.	1	.	.	.	.	.	.	.	.	.
6	Bolden,Victor	6-6	1	.	1	.	.	.	.	.	.	.	.	.
1	Brown, Chris	5-1	.	.	.	.	.	.	.	.	.	.	1	.
Total		6	264	162	426	23-125	8-70	7-96	11	10	3-0	5	2	.
Opponents		6	254	140	394	31-107	8-53	5-98	23	3	3-18	3	.	.

# 2015 Oregon State Football

## Oregon State Combined Team Statistics (as of Oct 19, 2015)

### All games

Date	Opponent	Score	Att.
Sep 04, 2015	WEBER STATE	W 26-7	35160
Sep 12, 2015	at Michigan	L 7-35	109651
Sep 19, 2015	SAN JOSE STATE	W 35-21	34573
* Sep 25, 2015	#21 STANFORD	L 24-42	37302
* Oct 10, 2015	at Arizona	L 7-44	52987
* Oct 17, 2015	at Washington State	L 31-52	32952

Record:	Overall	Home	Away	Neutral
All games	2-4	2-1	0-3	0-0
Conference	0-3	0-1	0-2	0-0
Non-Conference	2-1	2-0	0-1	0-0

Team Statistics	OSU	OPP
FIRST DOWNS	114	127
Rushing	57	61
Passing	47	58
Penalty	10	8
RUSHING YARDAGE	1123	1191
Rushing Attempts	247	230
Average Per Rush	4.5	5.2
Average Per Game	187.2	198.5
TDs Rushing	8	15
PASSING YARDAGE	873	1297
Comp-Att-Int	83-168-5	123-191-7
Average Per Pass	5.2	6.8
Average Per Catch	10.5	10.5
Average Per Game	145.5	216.2
TDs Passing	6	9
TOTAL OFFENSE	1996	2488
Average Per Play	4.8	5.9
Average Per Game	332.7	414.7
KICK RETURNS: #-Yards	19-416	23-456
PUNT RETURNS: #-Yards	11-82	6-23
INT RETURNS: #-Yards	7-96	5-98
FUMBLES-LOST	6-3	8-3
PENALTIES-Yards	41-374	36-341
PUNTS-AVG	38-41.6	29-44.8
TIME OF POSSESSION/Game	27:12	32:48
3RD-DOWN Conversions	28/87	32/82
4TH-DOWN Conversions	1/8	2/6

Interceptions	no.	yds	avg	td	lg
Mageo, Rommel	2	23	11.5	0	23
Hungalu, Manase	1	0	0.0	0	0
Noland-Lewis, C	1	2	2.0	0	2
Ortiz, Ricky	1	0	0.0	0	0
Saulo, Caleb	1	41	41.0	1	41
Arnold, Brandon	1	30	30.0	0	30

Punting	no.	yds	avg	lg	tb	fc	i20	50+	blk
Porebski, Nick	38	1579	41.6	57	1	17	12	5	0

Punt Returns	no.	yds	avg	td	lg
Dockery, Rahmel	10	68	6.8	0	21
Brown, Chris	1	8	8.0	0	0
Willis, J.	0	6	0.0	0	6
Total	11	82	7.5	0	21
Opponents	6	23	3.8	0	6

Kick Returns	no.	yds	avg	td	lg
Dockery, Rahmel	11	210	19.1	0	25
Guyton, Datrin	4	76	19.0	0	32
Bolden, Victor	3	125	41.7	1	100
Ortiz, Ricky	1	5	5.0	0	5
Total	19	416	21.9	1	100
Opponents	23	456	19.8	0	51

All Purpose	g	rush	rcv	pr	kr	ir	total	avg/g
Woods, Storm	6	351	147	0	0	0	498	83.0
Collins, Seth	6	486	0	0	0	0	486	81.0
Bolden, Victor	6	104	188	0	125	0	417	69.5
Villamin, J.	6	0	315	0	0	0	315	52.5
Dockery, Rahmel	6	3	11	68	210	0	292	48.7
Total	6	1123	873	82	416	96	2590	431.7
Opponents	6	1191	1297	23	456	98	3065	510.8

Total Offense	g	plays	rush	pass	total	avg/g
Collins, Seth	6	239	486	813	1299	216.5
Woods, Storm	6	65	351	0	351	58.5
Bolden, Victor	6	22	104	0	104	17.3
Brown, Chris	5	27	99	0	99	19.8
Nall, Ryan	6	19	95	0	95	15.8
Total	6	415	1123	873	1996	332.7
Opponents	6	421	1191	1297	2488	414.7

Rushing	gp-gs	att	gain	loss	net	avg	td	lg	avg/g
Collins, Seth	6-6	90	559	73	486	5.4	5	42	81.0
Woods, Storm	6-5	65	356	5	351	5.4	1	38	58.5
Bolden, Victor	6-6	21	114	10	104	5.0	0	21	17.3
Brown, Chris	5-1	27	102	3	99	3.7	1	26	19.8
Nall, Ryan	6-0	19	95	0	95	5.0	1	15	15.8
Haskins, Damien	4-0	2	25	0	25	12.5	0	18	6.2
Sands, Deltron	4-0	6	24	1	23	3.8	0	8	5.8
Lucas, Paul	5-0	4	14	0	14	3.5	0	6	2.8
Dockery, Rahmel	6-0	1	3	0	3	3.0	0	3	0.5
Total	6	247	1298	175	1123	4.5	8	42	187.2
Opponents	6	230	1320	129	1191	5.2	15	73	198.5

Passing	gp-gs	effic	comp-att-int	pct	yds	td	lg	avg/g
Collins, Seth	6-6	105.43	77-149-4	51.7	813	6	44	135.5
McMaryion, M.	3-0	53.18	6-17-1	35.3	60	0	24	20.0
Bolden, Victor	6-6	0.00	0-1-0	0.0	0	0	0	0.0
VanderVeen, B.	6-1	0.00	0-1-0	0.0	0	0	0	0.0
Total	6	98.89	83-168-5	49.4	873	6	44	145.5
Opponents	6	129.66	123-191-7	64.4	1297	9	70	216.2

Receiving	gp-gs	no.	yds	avg	td	lg	avg/g
Bolden, Victor	6-6	23	188	8.2	1	24	31.3
Villamin, J.	6-6	22	315	14.3	4	44	52.5
Woods, Storm	6-5	11	147	13.4	0	36	24.5
Jarmon, Hunter	6-4	11	100	9.1	1	21	16.7
Guyton, Datrin	5-0	6	67	11.2	0	23	13.4
Hawkins, Xavier	5-0	2	9	4.5	0	5	1.8
Brown, Chris	5-1	2	6	3.0	0	6	1.2
VanderVeen, B.	6-1	1	14	14.0	0	14	2.3
Dockery, Rahmel	6-0	1	11	11.0	0	11	1.8
Smith, Caleb	2-1	1	9	9.0	0	9	4.5
Togiai, Noah	4-1	1	4	4.0	0	4	1.0
Sands, Deltron	4-0	1	3	3.0	0	3	0.8
Clute, Kellen	5-5	1	0	0.0	0	0	0.0
Total	6	83	873	10.5	6	44	145.5
Opponents	6	123	1297	10.5	9	70	216.2

Field Goals	fg	pct.	01-19	20-29	30-39	40-49	50-99	lg	blk
Owens, Garrett	6-8	75.0	0-0	1-1	2-2	2-4	1-1	50	0

Scoring	td	fg	kick	rush	rcv	pass	dxp	saf	pts
Owens, Garrett	-	6-8	14-14	-	-	-	-	-	32
Collins, Seth	5	-	-	-	-	0-1	-	-	30
Villamin, J.	4	-	-	-	1	-	-	-	26
Bolden, Victor	2	-	-	-	-	1-1	-	-	12
Jarmon, Hunter	1	-	-	-	-	-	-	-	6
Woods, Storm	1	-	-	-	-	-	-	-	6
Brown, Chris	1	-	-	-	-	-	-	-	6
Saulo, Caleb	1	-	-	-	-	-	-	-	6
Nall, Ryan	1	-	-	-	-	-	-	-	6
Total	16	6-8	14-14	-	1	1-2	-	-	130
Opponents	26	6-8	25-25	-	1	1-1	-	-	201

Score by Quarters	1st	2nd	3rd	4th	OT	Total
Oregon State	24	44	28	34	0	130
Opponents	51	87	34	29	0	201

#	Defensive Leaders	gp-gs	tot	ffl/yds	Sacks	Pass defense	Fumbles	blkd
					no-yds	int-yds	rev-yds	kick